WWW. SDF-VALVE. COM



上海电站阀门厂有限公司
SHANGHAI POWER PLANT VALVE FACTORY CO ., LTD

地址/ADD ：中国上海市青浦区朱枫公路1268号
No.1268, ZhufengHighway, QingpuDistrict, Shanghai, China
电话 / TEL: +86-21-5922 2288
传真 / FAX: +86-21-5922 2288
Http: www.sdf-valve.com
E-mail: sdfvip@163.com

上海电站阀门厂有限公司
SHANGHAI POWER PLANT VALVE FACTORY CO ., LTD



Company Profile
企业介绍

上海电站阀门厂有限公司创立于1966年，座落于中国上海市青浦区朱枫公路1268号，企业前身为上海电站阀门厂，经过五十多年的创业、创造、创新,现SDF品牌是中国国家电力设备管理协会推荐品牌，是机械部、国家电力公司定点生产高温高压电站阀门的专业厂。

公司生产设备齐全，检测手段完善。公司新厂区占地面积地73336m2，其总投入数十亿元。引进了"奥林巴斯"公司光发射直读光谱仪、射线探伤室、超声波探伤机、DP600密封面等离子喷焊机、1800t高压大口径阀门专用压力试验机、DN4000数控立式加工机床、加工中心等重大装备，使产品加工制造能力和检测水平得到快速完善和提升。目前已形成年产80万台套锻钢阀门的生产能力。

公司在同行业中较早通过三体系认证(质量、环境、职业健康安全管理体系)、特种设备生产许可资格的A1、A2、B级(闸阀、截止阀、止回阀、调节阀、球阀、蝶阀、超低温阀门等)、API认证证书、欧盟CE认证等各类资质证书。公司拥有现代化检测手段包括:机械性能、光谱、金相、PT、UT、RT、MT等。阀门整机出厂和型式试验能力包括:阀门高低压水或气体试验、高低温阀门试验、阀门防火试验、阀门低泄露试验、阀门开关循环寿命、阀门流量测试验、阀门真空试验等,阀门试验过程已获取第三方认证证书。

公司主要生产产品有闸阀、截止阀、止回阀、球阀、蝶阀、调节阀、疏水阀、仪表阀等;主要覆盖电力、化工(煤化工/炼化/精细化工)、天然气、石化、冶金、核电等行业，阀门种类规格2000余种;阀门主体材料有碳钢、不锈钢、合金钢、低温钢及各种特材等;压力等级从1.6MPa~80.0MPa,Class150~Class4500;公称通径从DN10mm~4000mm,温度从-196C~1100C。驱动方式有手动、齿轮传动、电动、气动和液动;产品采用标准: NB/T,GB,JB, ANSL,APL,JIS,BS,DIN,GOST,NF等标准。公司充分重视国内市场销售的同时，产品也远销欧美、巴基斯坦、印度、日本、伊朗、印尼、孟加拉、菲律宾、马来西亚等国家。

SHANGHAI POWER PLANT VALVE FACTORY CO., LTD. was founded in1966, It is located in No.1268,Zhufeng Highway, Qingpu District, Zhangjiang Park, Shanghai, China.The predecessor of the company was the Shanghai Power Station Valve Factory. After more than fifty years of entrepreneurship, creation, and innovation, the SDF brand is now a brand recommended by the China National Electric Equipment Management Association and a specialized manufacturer designated by the Ministry of Machinery and the State Power Corporation for producing high-temperature and high-pressure power station valves.

The company is fully equipped with production facilities and comprehensive testing methods. The new factory covers an area of 73,336 m², with a total investment of several hundred million yuan. It has introduced major equipment, including Olympus direct-reading optical emission spectrometers, X-ray inspection rooms, ultrasonic flaw detectors, DP600 plasma spray welding machines for sealed surfaces, 1800t high-pressure large-diameter valve testing machines, DN4000 CNC vertical machining centers, and machining centers, which have rapidly improved and enhanced the company's product manufacturing capabilities and testing standards. It now has an annual production capacity of 800,000 sets of forged steel valves.

The company was among the early ones in the industry to obtain the three-system certifications (quality, environmental, and occupational health and safety management systems), as well as special equipment production licenses at levels A1, A2, and B (covering gate valves, globe valves, check valves, control valves, ball valves, butterfly valves, ultra-low temperature valves, etc.), API certification, EU CE certification, and various other qualification certificates. The company possesses modern testing methods, including mechanical performance, spectroscopy, metallography, PT, UT, RT, MT, and others. The capabilities for valve factory and type testing include high and low-pressure water or gas testing, high and low-temperature valve testing, valve fire testing, low leakage testing, valve cycle life testing, valve flow testing, vacuum testing, and more. The valve testing processes have obtained third-party certification.

The company mainly manufactures products such as gate valves, globe valves, check valves, ball valves, butterfly valves, control valves, steam traps, and instrument valves. Its products primarily serve industries including electric power, chemical (coal chemical/refining/fine chemical), natural gas, petrochemical, metallurgy, and nuclear power. The company offers more than 2,000 types and specifications of valves. The main materials for the valves include carbon steel, stainless steel, alloy steel, low-temperature steel, and various special materials. Pressure ratings range from 1.6 MPa to 80.0 MPa, Class 150 to Class 4500; nominal diameters range from DN10mm to 4000mm, and temperatures range from -196°C to 1100°C. Actuation methods include manual, gear-driven, electric, pneumatic, and hydraulic. Products adhere to standards such as NB/T, GB, JB, ANSI, API, JIS, BS, DIN, GOST, and NF. While placing great emphasis on domestic market sales, the company's products are also exported to countries including Europe, the United States, Pakistan, India, Japan, Iran, Indonesia, Bangladesh, the Philippines, and Malaysia.

经营目标：
打造行业领先品牌
企业宗旨 ：
为顾客创造价值、为员工创造机会、为社会创造效益
企业精神 ：
敬业、团队、创新

Operational objectives:
A famous Chinese brand to build first-class enterprise
Enterprise purpose:
Create value for customers to create opportunities for employees to create benefits for the community
Entrepreneurship:
Dedicated, team, innovation


公司总部


上海青浦


南塘新区


空港新区

目 录


PC–不锈钢螺纹直通 01
PC–Stainless Steel Straight Male Connector


PL–不锈钢螺纹弯头 01
PL–Stainless Steel Elbow Male Connector


PB–不锈钢螺纹三通 02
PB–Stainless Steel Tee Male Connector


PCF–不锈钢内螺纹直通 02
PCF–Stainless Steel Straight Female Connector


PU–不锈钢双插直通 03
PU–Stainless Steel Straight Union Connector


PG–不锈钢变径直通 03
PG–Stainless Steel Straight Union Connector


PV–不锈钢双插弯头 03
PV–Stainless Steel Union Elbow Connector


PE–不锈钢快插三通 03
PE–Stainless Steel Union Tee Connector


PM–不锈钢隔板直通 04
PM–Stainless Steel Bulkhead Connector


PM–不锈钢全牙隔板直通 04
PM–Stainless Steel Bulkhead Connector


PK–不锈钢卡套快插隔板直通 04
PK–Stainless Steel Bulkhead Connector


PZ–不锈钢卡套快插直通 04
PZ–Stainless Steel Bulkhead Connector


PMF–不锈钢内螺纹隔板直通 05
PMF–Stainless Steel Bulkhead Connector


PC–不锈钢G螺纹直通 05
PC–Stainless Steel Straight mate Connector


PL–不锈钢G螺纹弯头 06
PL–Stainless Steel Steel Male Connector


PLF–不锈钢内螺纹弯头 06
PLF–Stainless Steel Elbow Feale Connector


PD–不锈钢侧螺纹三通 07
PD–Stainless Steel Tee Male Connector


PY–不锈钢Y型三通 07
PY–Stainless Steel Union Y Connector


卡套式外螺纹接头 08
Male Connector


卡套式异径直通接头 09
Reducing Union


卡套式外螺纹弯头 10
Male Elbow


卡套式弯头 11
Union Elbow

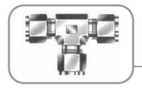
卡套式三通接头 12
Union Tee

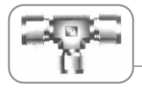
卡套式异径三通接头 12
Union Tee


卡套式四通接头 13
Union Cross

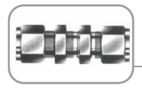
卡套式穿板直通接头 13
Bulkhead Union


卡套式外螺纹支管三能 14
Male Branch Tee

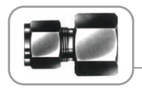
卡套式内螺纹接头 15
Female Connector


堵头 16
Plug


管帽 16
Cap


螺帽 17
Nut


前卡圈 17
Front Ferrule


后卡图 17
Back Ferrule

双外牙接头 18
Hex Nipple

异径双外牙接头 18
Reducing Hex Nipple

直通内外牙接头 18
Reducing Adaptor

宝塔 19
BTM

迷你球阀 21
Mini Ball Valve

单向阀 25
One-way valve

排气阀 31
One-way valve

气动管路球阀系列 33
Pneumatic pipeline ball valve series

针型阀.仪表阀系列 37
Needle valve instrument valve series

电站阀系列 43
Power station valve series

阀组系列 45
Valve Group Series

目 录

SDF 上海电站阀门厂有限公司 SHANGHAI POWER PLANT VALVE FACTORY CO., LTD

PC–不锈钢螺纹直通/PC–Stainless Steel Straight Male Connector



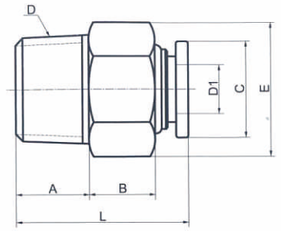

规格 Specifications	A	B	C	D	D1	E	L
PC4–M5	8	6	9.8	M5	4.2	10	19
PC4–M6	9	6	9.8	M6	4.2	10	21
PC4–01	8	6	9.8	1/8 "	4.2	10	19
PC4–02	9	6	9.8	1/4 "	4.2	14	21
PC4–03	6	7	9.8	3/8 "	4.2	17	22
PC6–M5	6	8	12	M5	6.2	12	21
PC6–M6	6	7	12	M6	6.2	12	21
PC6–01	6	8	12	1/8 "	6.2	12	21
PC6–02	6	7	12	1/4 "	6.2	14	21
PC6–03	6	8	12	3/8 "	6.2	17	23
PC6–04	13	7	12	1/2 "	6.2	22	25
PC8–01	8	11	13.8	1/8 "	8.2	14	25
PC8–02	9	8	13.8	1/4 "	8.2	14	24
PC8–03	9	7	13.8	3/8 "	8.2	17	22
PC8–04	13	7	13.8	1/2 "	8.2	22	26
PC10–01	8	12	15.8	1/8 "	10.2	17	26
PC10–02	10.8	12	15.8	1/4 "	10.2	17	27
PC10–03	9	8	15.8	3/8 "	10.2	17	23
PC10–04	12.5	6.5	15.8	1/2 "	10.2	22	25
PC12–01	8	11.6	19	1/8 "	12.2	19	26
PC12–02	9	12	19	1/4 "	12.2	19	27
PC12–03	9	9	19	3/8 "	12.2	19	25
PC12–04	13	17	19	1/2 "	12.2	22	26
PC14–02	9	11	20	1/4 "	14.2	22	26
PC14–03	10	12.8	20	3/8 "	14.2	22	28
PC14–04	13	9	20	1/2 "	14.2	22	29
PC16–02	9	12.3	22	1/4 "	16.2	24	28
PC16–03	9	12	22	3/8 "	16.2	24	28
PC16–04	13	7	22	1/2 "	16.2	24	27

PL–不锈钢螺纹弯头/PL–Stainless Steel Elbow Male Connector



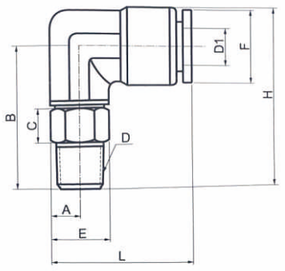

规格 Specifications	A	B	C	D	D1	E	F	H
PL4–M5	6	23.7	7.5	M5	4.2	12	9.8	28.7
PL4–M6	7	24.5	7	M6	4.2	12	9.8	29.5
PL4–01	6	23.7	7.5	1/8 "	4.2	12	9.8	28.7
PL4–02	7	24.5	7	1/4 "	4.2	14	9.8	29.5
PL6–M5	6	24	7	M5	6.2	12	12	30
PL6–M6	7	26	7	M6	6.2	12	12	32
PL6–01	6	24	7	1/8 "	6.2	12	12	30
PL6–02	7	26	7	1/4 "	6.2	14	12	32
PL6–03	8.5	28	7.6	3/8 "	6.2	17	12	34
PL6–04	11	28	7	1/2 "	6.2	22	12	34
PL8–01	6	26	7	1/8 "	8.2	12	14	33
PL8–02	7	26	7	1/4 "	8.2	14	14	33
PL8–03	8.5	28	8	3/8 "	8.2	17	14	35
PL8–04	11	29	7	1/2 "	8.2	22	14	36
PL10–01	6	25.5	7	1/8 "	10.2	12	16	34
PL10–02	7	26.5	7	1/4 "	10.2	14	16	35
PL10–03	8.5	27.5	7	3/8 "	10.2	17	16	36
PL10–04	11	31.5	7	1/2 "	10.2	22	16	40
PL12–02	7	27.5	7	1/4 "	12.2	14	18	37
PL12–03	8.5	26.5	7	3/8 "	12.2	17	18	36
PL12–04	11	31	7	1/2 "	12.2	22	18	40.5
PL14–02	7	31	7	1/4 "	14.2	14	20	42
PL14–03	8.5	31	7	3/8 "	14.2	17	20	42
PL14–04	11	24	7	1/2 "	14.2	22	20	45
PL16–02	7	30.5	7	1/4 "	16.2	14	22	42
PL16–03	8.5	30.5	7	3/8 "	16.2	17	22	42
PL16–04	11	35	7	1/2 "	16.2	22	22	46.5

PB–不锈钢螺纹三通/PB–Stainless Steel Tee Male Connector



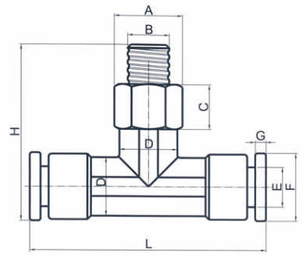

规格 Specifications	A	B	C	D	E	F	G	H
PB4–M5	12	M5	7	8	4.2	10	2	28
PB4–M6	12	M6	7	8	4.2	10	2	28
PB4–01	12	1/8 "	7	8	4.2	10	2	28
PB4–02	14	1/4 "	7	8	4.2	10	2	28
PB4–03	17	3/8 "	7	8	4.2	10	2	30
PB6–M5	12	M5 "	7	10	6.2	12	2	30
PB6–M6	12	M6 "	7	10	6.2	12	2	31
PB6–01	12	1/8 "	7	10	6.2	12	2	30
PB6–02	14	1/4 "	7	10	6.2	12	2	31
PB6–03	17	3/8 "	7	10	6.2	12	2	32
PB6–04	22	1/2 "	7	10	6.2	12	2	34
PB8–01	12	1/8 "	7	12	8.2	14	2	32
PB8–02	14	1/4 "	7	12	8.2	14	2	33
PB8–03	17	3/8 "	7	12	8.2	14	2	35
PB8–04	22	1/2 "	7	12	8.2	14	2	37
PB10–01	12	1/8 "	7	15	10.2	16	2	33
PB10–02	14	1/4 "	7	15	10.2	16	2	35
PB10–03	17	3/8 "	7	15	10.2	16	2	36
PB10–04	22	1/2 "	7	15	10.2	16	2	40
PB12–01	12	1/8 "	7	17	12.2	18	2	36
PB12–02	14	1/4 "	7	17	12.2	18	2	38
PB12–03	17	3/8 "	7	17	12.2	18	2	38
PB12–04	22	1/2 "	7	17	12.2	18	2	41
PB14–02	17	1/4 "	7	20	14.2	20	2	40
PB14–03	19	3/8 "	7	20	14.2	20	2	40
PB14–04	22	1/2 "	7	20	14.2	20	2	41
PB16–02	17	1/4 "	7	20	16.2	22	2	41
PB16–03	19	3/8 "	7	20	16.2	22	2	42
PB16–04	22	1/2 "	7	20	16.2	22	2	42

PCF–不锈钢内螺纹直通/PCF–Stainless Steel Straight Female Connector



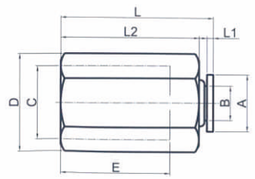

规格 Specifications	A	B	C	D	E	L	L1	L2
PCF4–M5	4.2	10	M5	12	9	25	2	20
PCF4–M6	4.2	10	M6	12	11	25	2	20
PCF4–01	4.2	10	1/8	12	9	25	2	20
PCF4–02	4.2	10	1/4	17	11	25	2	20
PCF6–M5	6.2	12	M5	12	9	28	2	23
PCF6–M6	6.2	12	M6	12	11	28	2	23
PCF6–01	6.2	12	1/8	14	9	28	2	23
PCF6–02	6.2	12	1/4	17	11	28	2	23
PCF6–03	6.2	12	3/8	19	11	29	2	23
PCF6–04	6.2	12	1/2	24	13	29	2	23
PCF8–01	8.2	14	1/8	14	9	28	2	23
PCF8–02	8.2	14	1/4	17	11	28	2	22
PCF8–03	8.2	14	3/8	19	11	28	2	22
PCF8–04	8.2	14	1/2	24	13	30	2	24
PCF10–02	10.2	16	1/4	17	11	28	2	22
PCF10–03	10.2	16	3/8	19	11	29	2	23
PCF10–04	10.2	16	1/2	24	13	29	2	22
PCF12–02	12.2	18	1/4	17	11	27	2	22
PCF12–03	12.2	18	3/8	19	11	27	2	22
PCF12–04	12.2	18	1/2	24	13	31	2	25
PCF14–02	14.2	20	1/4	22	9	30	2	24
PCF14–03	14.2	20	3/8	22	11	30	2	24
PCF14–04	14.2	20	1/2	24	13	30	2	25
PCF16–02	16.2	22	1/4	24	9	31	2	24
PCF16–03	16.2	22	3/8	24	11	31	2	24
PCF16–04	16	22	1/2	24	13	31	2	25

PU–不锈钢双插直通/PU–Stainless Steel Straight Union Connector

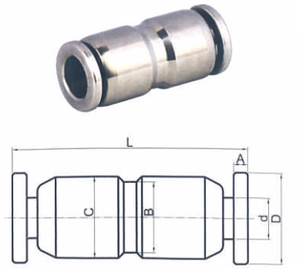

规格 Specifications	A	B	C	D	d	L
PU4–4	2	8.5	10	10	4.2	31
PU6–6	2	10.5	12	12	6.2	31
PU8–8	2	12.6	14	14	8.2	32
PU10–10	2	16.5	18	16	10.2	34
PU12–12	2	18.5	20	18	12.2	34
PU14–14	2	20	22	20	14.2	34
PU16–16	2	22	24	22	16.2	36

PG–不锈钢变径直通/PG–Stainless Steel Straight Union Connector



规格 Specifications	A	B	C	D	d	E	F	L
PG6–4	12	6.2	2	12.5	10.5	4.2	10	33
PG8–6	14	8.2	2	14	12	6.2	12	33
PG10–8	16	10.2	2	17.5	12.5	6.2	12	33
PG12–8	16	10.2	2	17	14	8.2	14	33
PG12–10	18	12.2	2	19	14	8.2	14	33
PG14–10	18	12.2	2	20	18	10.2	16	33
PG14–12	20	14.2	2	21	18	10.2	16	33
PG16–16	20	14.2	2	21	19	12.2	18	33

PV–不锈钢双插弯头/PV–Stainless Steel Union Elbow Connector

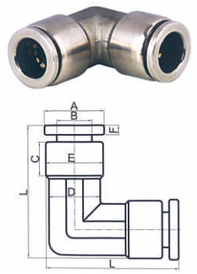

规格 Specifications	A	B	C	D	E	F	L
PV4–4	10	4.2	12	8	10	2	27
PV6–6	12	6.2	12	10	12	2	29.5
PV8–8	14	8.2	12	12	14	2	31
PV10–10	16	10.2	12	15	17	2	33.3
PV12–12	18	12.2	12	17	19	2	36
PV14–14	22	16.2	12	20	23	2	40

PE–不锈钢快插三通/PE–Stainless Steel Union Tee Connector

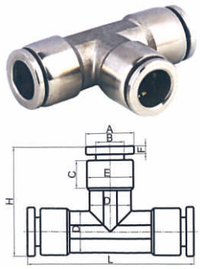

规格 Specifications	A	B	C	D	E	F	H	L
PE4–4	10	4.2	11	8	10	2	26.5	43.5
PE6–6	12	6.2	11	10	12	2	29	45
PE8–8	14	8.2	12	12	14	2	31.4	49
PE10–10	16	10.2	12	15	17	2	33.5	50.5
PE12–12	18	12.2	12	17	19	2	35	53
PE14–14	20	14.2	12	20	22	2	40	58
PE16–16	22	16.2	12	20	23	2	40.5	59

PM–不锈钢隔板直通/PM–Stainless Steel Bulkhead Connector

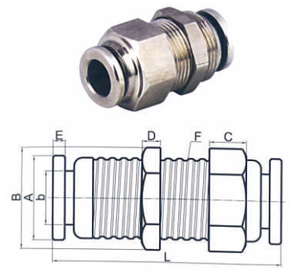

规格 Specifications	A	B	b	C	D	E	L	F
PM4–4	10	10	4.2	10	4	2	33	M12*1
PM6–6	12	12	6.2	9	4	2	32	M14*1
PM8–8	14	14	8.2	9	4	2	33	M16*1
PM10–10	16	16	10.2	9	4	2	33	M18*1
PM12–12	18	18	12.2	10	4	2	34	M20*1

PM–不锈钢全牙隔板直通/PM–Stainless Steel Bulkhead Connector

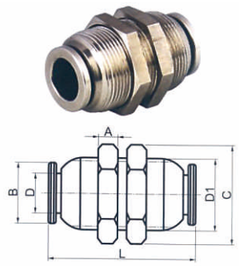

规格 Specifications	A	B	C	D	D1	L
PM4–4	4	10	14	4.2	M12*1	33
PM6–6	4	12	17	6.2	M14*1	34
PM8–8	4	14	19	8.2	M16*1	34
PM10–10	4	16	22	10.2	M20*1	35
PM12–12	4	18	22	12.2	M20*1	35
PM14–14	4	20	27	14.2	M24*1	36
PM16–16	4	22	27	16.2	M24*1	36

PK–不锈钢卡套快插隔板直通/PK–Stainless Steel Bulkhead Connector



规格 Specifications	A	B	C	D	E	L	L1	L2	F
PK4–4	4.2	10	2	14	12	44	4	7	M12*1
PK6–6	6.2	12	2	17	14	45	4	8	M14*1
PK8–8	8.2	14	2	17	16	45	4	7	M16*1
PK10–10	10.2	16	2	19	18	47	4	8	M18*1
PK12–12	12.2	18	2	22	21	48	4	7	M20*1
PK14–14	14.2	20	2						M24*1
PK16–16	16.2	22	2						M24*1

PZ–不锈钢卡套快插直通/PZ–Stainless Steel Bulkhead Connector



规格 Specifications	A	B	C	D	L
PZ6–6	12	6.2	2	14	35
PZ8–8	14	8.2	2	17	35
PZ10–10	16	10.2	2	19	36
PZ12–12	18	12.2	2	22	37

PMF–不锈钢内螺纹隔板直通/PMF–Stainless Steel Bulkhead Connector



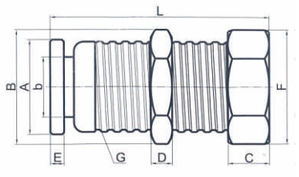

规格 Specifications	A	B	b	C	D	E	F	L	G
PMF4–01	10	14	4.2	12	4	2	1/8 "	31	M12*1
PMF4–02	10	17	4.2	12	4	2	1/4 "	31	M12*1
PMF6–01	12	17	6.2	13	4	2	1/8 "	31	M14*1
PMF6–02	12	17	6.2	13	4	2	1/4 "	31	M14*1
PMF8–01	14	17	8.2	13	4	2	1/8 "	31	M16*1
PMF8–02	14	17	8.2	12	4	2	1/4 "	31	M16*1
PMF8–03	14	19	8.2	13	4	2	3/8 "	31	M16*1
PMF8–04	14	24	8.2	15	4	2	1/2 "	33	M16*1
PMF10–02	16	19	10.2	14	4	2	1/4 "	35	M18*1
PMF10–03	16	19	10.2	15	4	2	3/8 "	35	M18*1
PMF10–04	16	24	10.2	16	4	2	1/2 "	36	M18*1
PMF12–02	18	22	12.2	14	4	2	1/4 "	35	M20*1
PMF12–03	18	22	12.2	15	4	2	3/8 "	35	M20*1
PMF12–04	18	22	12.2	16	4	2	1/2 "	36	M20*1
PMF14–04	20	27	14.2	17	4	2	1/2 "	37	M24*1
PMF16–04	22	27	16.2	18	4	2	1/2 "	37	M24*1

PC–不锈钢G螺纹直通/PC–Stainless Steel Straight mate Connector



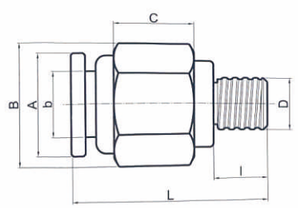

规格 Specifications	A	B	C	D	d	L	I
PC6–G01	12	14	8	G1/8	6.2	19.5	5
PC6–G02	12	17	8	G1/4	6.2	21	6
PC8–G01	14	14	11	G1/8	8.2	23.5	5
PC8–G02	14	17	10	G1/4	8.2	23	6
PC8–G03	14	19	10	G3/8	8.2	23.5	6
PC8–G04	14	22	8	G1/2	8.2	24	8
PC10–G02	16	17	9	G1/4	10.2	22	6
PC10–G03	16	19	10	G3/8	10.2	23.5	6
PC10–G04	16	22	8	G1/2	10.2	23.5	9
PC12–G02	18	19	12	G1/4	12.2	25	6
PC12–G03	18	19	12	G3/8	12.2	25	6
PC12–G04	18	22	7	G1/2	12.2	23	9
PC14–G04	20	22	9	G1/2	14.2	25.5	9
PC16–G03	22	24	12	G3/8	16.2	25	6
PC16–G04	22	24	10	G1/2	16.2	27	9
PC4–M5	10	10	9	M5*0.8	4.2	20.5	4
PC4–M6	10	10	9	M6*0.8	4.2	20.5	4
PC4–M8	10	12	6	M8*1	4.2	18	5
PC6–M5	12	12	9	M5*0.8	6.2	20.3	4
PC6–M6	12	12	9	M6*0.8	6.2	20.3	4
PC6–M10	12	12	6	M10*1	6.2	18	5
PC8–M10	14	14	9	M10*1	8.2	21.4	5

PL–不锈钢G螺纹弯头/PL–Stainless Steel Steel Male Connector



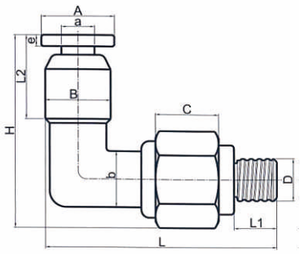

规格 Specifications	A	a	B	b	C	D	e	H	L2
PL4–G01	10	4.2	10	8	7	G1/8	2	28	15
PL6–G01	12	6.2	12	10	6	G1/8	2	30.5	15
PL6–G02	12	6.2	12	10	8	G1/4	2	31	14.5
PL6–G03	12	6.2	12	10	6	G3/8	2	33	15
PL6–G04	12	6.2	12	10	7	G1/2	2	34	15
PL8–G01	14	8.2	14	12	6	G1/8	2	30.5	15.5
PL8–G02	14	8.2	14	12	8	G1/4	2	33	16
PL8–G03	14	8.2	14	12	6	G3/8	2	34	15.5
PL8–G04	14	8.2	14	12	7	G1/2	2	35	15.5
PL10–G02	16	10.2	17	15	8	G1/4	2	35	16
PL10–G03	16	10.2	17	15	6	G3/8	2	35	15.5
PL10–G04	16	10.2	17	15	7	G1/2	2	37	16
PL12–G02	18	12.2	19	17	7	G1/4	2	35.5	16
PL12–G03	18	12.2	19	17	6	G3/8	2	36	15
PL12–G04	18	12.2	19	17	7	G1/2	2	37	16
PL4–M5	10	4.2	10	8	7	M5*0.8	2	29	9
PL4–M6	10	4.2	10	8	7	M6*0.8	2	29	9
PL6–M5	12	6.2	12	10	7	M5*0.8	2	29	10
PL6–M6	12	6.2	12	10	7	M6*0.8	2	29	10

PLF–不锈钢内螺纹弯头/PLF–Stainless Steel Elbow Feale Connector



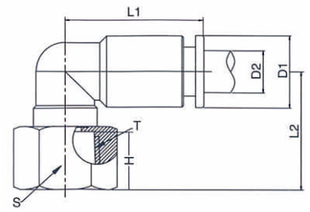

规格 Specifications	L1	L2	L3	H	S	T	D1	D2
PLF4–M5	17.5	15	–	5	12	M5	Φ8	Φ4
PLF4–M6	17.5	15	–	5	12	M6	Φ8	Φ4
PLF4–01	17.5	20	–	8	14	RC1/8	Φ10	Φ4
PLF4–02	17.5	22	–	9.5	17	RC1/4	Φ10	Φ4
PLF6–M5	24	24	–	8	12	M5	Φ12	Φ6
PLF6–M6	24	24	–	8	12	M6	Φ12	Φ6
PLF6–01	24	24	–	8	14	RC1/8	Φ12	Φ6
PLF6–02	24	21	–	9.5	17	RC1/4	Φ12	Φ6
PLF6–03	24	22	–	10.5	19	RC3/8	Φ12	Φ6
PLF6–04	24	23	–	12.5	21	RC1/2	Φ12	Φ6
PLF8–01	26.5	19	–	8	14	RC1/8	Φ14	Φ8
PLF8–02	26.5	21	–	9.5	17	RC1/4	Φ14	Φ8
PLF8–03	26.5	22	–	10.5	19	RC3/8	Φ14	Φ8
PLF8–04	26.5	23	–	12.5	24	RC1/2	Φ14	Φ8
PLF10–01	31	22	–	8	14	RC1/8	Φ16	Φ10
PLF10–02	31	25	–	9.5	17	RC1/4	Φ16	Φ10
PLF10–03	31	26	–	10.5	19	RC3/8	Φ16	Φ10
PLF10–04	31	27	–	12.5	24	RC1/2	Φ16	Φ10
PLF12–02	32.5	27.5	–	9.5	17	RC1/4	Φ18	Φ12
PLF12–03	32.5	28.5	–	10.5	19	RC3/8	Φ18	Φ12
PLF12–04	32.5	29.5	–	12.5	24	RC1/2	Φ18	Φ12
PLF14–02	–	–	–	–	–	–	–	–
PLF14–03	–	–	–	–	–	–	–	–
PLF14–04	–	–	–	–	–	–	–	–
PLF16–02	–	–	–	–	–	–	–	–
PLF16–03	–	–	–	–	–	–	–	–
PLF16–04	–	–	–	–	–	–	–	–

PD–不锈钢侧螺纹三通/PD–Stainless Steel Tee Male Connector



规格 Specifications	L1	L2	L3	H	S	T	D1	D2
PD4–M5	17.5	18	17.5	3.6	12	M5	Φ8	Φ4
PD4–M6	17.5	8	17.5	3.6	12	M6	Φ8	Φ4
PD4–01	17.5	19.5	17.5	7	12	R1/8	Φ8	Φ4
PD4–02	17.5	21.5	17.5	9	14	R1/4	Φ8	Φ4
PD6–M5	24	19	24	3.6	12	M5	Φ12	Φ6
PD6–M6	24	19	24	3.6	12	M6	Φ12	Φ6
PD6–01	24	22	24	7	12	R1/8	Φ12	Φ6
PD6–02	24	24	24	9	14	R1/4	Φ12	Φ6
PD6–03	24	24.5	24	9.5	17	R3/8	Φ12	Φ6
PD6–04	24	26.5	24	11.5	22	R1/2	Φ12	Φ6
PD8–01	26.5	23	26.5	7	12	R1/8	Φ14	Φ8
PD8–02	26.5	25	26.5	9	14	R1/4	Φ14	Φ8
PD8–03	26.5	25.5	26.5	9.5	17	R3/8	Φ14	Φ8
PD8–04	26.5	27.5	26.5	11.5	22	R1/2	Φ14	Φ8
PD10–01	31	24	31	7	17	R1/8	Φ16	Φ10
PD10–02	31	26	31	9	17	R1/4	Φ16	Φ10
PD10–03	31	28	31	9.5	17	R3/8	Φ16	Φ10
PD10–04	31	30	31	11.5	22	R1/2	Φ16	Φ10
PD12–02	32.5	29.5	32.5	9	17	R1/4	Φ18	Φ12
PD12–03	32.5	30	32.5	9.5	17	R3/8	Φ18	Φ12
PD12–04	32.5	32	32.5	11.5	22	R1/2	Φ18	Φ12
PD14–02	–	–	–	–	–	–	–	–
PD14–03	–	–	–	–	–	–	–	–
PD14–04	–	–	–	–	–	–	–	–
PD16–02	–	–	–	–	–	–	–	–
PD16–03	–	–	–	–	–	–	–	–
PD16–04	–	–	–	–	–	–	–	–

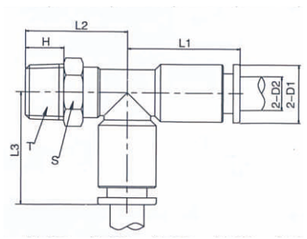

PY–不锈钢Y型三通/PY–Stainless Steel Union Y Connector



规格 Specifications	A	B	C	D	E	F	H	L
PY4–4	–	–	–	–	–	–	–	–
PY6–6	–	–	–	–	–	–	–	–
PY8–8	–	–	–	–	–	–	–	–
PY10–10	–	–	–	–	–	–	–	–
PY12–12	–	–	–	–	–	–	–	–
PY14–14	–	–	–	–	–	–	–	–
PY16–16	–	–	–	–	–	–	–	–

Male Elbow Tube(Metric)ISO Tapered Thread

MC 型



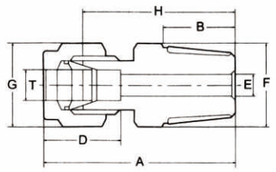

MALE CONNECTOR / 卡套式外螺纹接头 (METRIC)									
T TUBE O.D	PT-NPT MALE PIPE SIZE	CATALOG NUMBER	A	B	D	E	F	G	H
2	1/8	MC-2-1	30.8	10	12.9	1	10	10	24.2
3	1/8	MC-3-1	30.8	10	12.9	2	10	10	24.2
3	1/4	MC-3-2	34.4	13	12.9	2	14	10	27.8
4	1/8	MC-4-1	31.5	10	13.7	3	10	12	24.9
4	1/4	MC-4-2	35.1	13	13.7	3	14	12	28.5
4	3/8	MC-4-3	37.1	14	13.7	3	17	12	30.5
4	1/2	MC-4-4	41.1	17	13.7	3	22	12	34.5
6	1/8	MC-6-1	33.1	10	15.3	5	14	14	25.7
6	1/4	MC-6-2	36.7	13	15.3	5	14	14	29.3
6	3/8	MC-6-3	38.2	14	15.3	5	17	14	30.8
6	1/2	MC-6-4	42.7	17	15.3	5	22	14	35.3
8	1/8	MC-8-1	34.5	10	16.2	5	14	17	30.0
8	1/4	MC-8-2	37.5	13	16.2	6	14	17	31.6
8	3/8	MC-8-3	39.1	14	16.2	6	17	17	31.6
8	1/2	MC-8-4	43.6	17	16.2	6	22	17	36.1
10	1/8	MC-10-1	36.6	10	17.2	5	19	19	29.0
10	1/4	MC-10-2	39.7	13	17.2	6	19	19	32.1
10	3/8	MC-10-3	40.7	14	17.2	8	19	19	33.1
10	1/2	MC-10-4	44.5	17	17.2	8	22	19	36.9
10	3/4	MC-10-6	48.0	19	17.2	8	27	19	40.4
12	1/8	MC-12-1	39.1	10	22.8	5	22	22	29.0
12	1/4	MC-12-2	42.2	13	22.8	6	22	22	32.1
12	3/8	MC-12-3	43.2	14	22.8	8	22	22	33.1
12	1/2	MC-12-4	47.0	17	22.8	10	22	22	36.9
12	3/4	MC-12-6	50.5	19	22.8	10	27	22	40.4
12	1	MC-12-8	55.3	22	22.8	10	34	22	45.2
14	3/8	MC-14-3	43.9	14	24.4	8	24	27	33.8
14	1/2	MC-14-4	47.0	17	24.4	10	24	27	36.9
14	3/4	MC-14-6	50.5	19	24.4	10	24	27	40.4
15	3/8	MC-15-3	47.0	14	24.4	8	24	27	33.8
15	1/2	MC-15-4	49.0	17	24.4	10	24	27	36.9
15	3/4	MC-15-6	50.5	19	24.4	10	27	27	40.4
16	3/8	MC-16-3	43.9	14	24.4	8	24	27	33.8
16	1/2	MC-16-4	47.0	17	24.4	10	24	27	36.9
16	3/4	MC-16-6	50.5	19	24.4	12	27	27	40.4
18	3/8	MC-18-3	47.0	14	24.4	8	27	30	35.4
18	1/2	MC-18-4	49.0	17	24.4	10	27	30	38.4
18	3/4	MC-18-6	50.5	19	24.4	15	27	30	40.4
18	1	MC-18-8	55.3	22	24.4	15	34	30	45.2
20	1/2	MC-20-4	50.3	17	26.0	10	30	32	40.2
20	3/4	MC-18-6	52.3	19	26.0	15	30	32	42.2
22	1/2	MC-22-4	50.3	17	26.0	10	30	32	40.2
22	3/4	MC-22-6	52.3	19	26.0	16.5	30	32	42.2
22	1	MC-22-8	55.2	22	26.0	16.5	34	32	45.1
25	1/2	MC-25-4	55.5	17	31.3	10	34	38	43.2
25	3/4	MC-25-6	57.5	19	31.3	16.5	34	38	45.2
25	1	MC-25-8	60.4	22	31.3	20	34	38	48.1

All dimensions are in mullimeters unless otherwise specified,onlyfor reference subject to change
上述尺可数据仅供参考。如有变更恕不另行通知，未标注规格可询问工厂定制。

RU 型



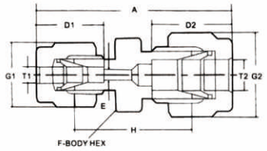

REDUCING UNION / 卡套式异径直通接头 (METRIC)

TUBE T1	O.D. T2	CATALOG NUMBER	A	D1	D2	E	G1	G2	F	H
4	3	RU-4-3	38.1	1317	12.9	2	12	10	12	25.0
4	6	RU-4-6	39.4	1317	15.3	3	12	14	14	25.4
6	8	RU-6-8	42.3	15.3	16.2	5	14	17	14	27.4
6	10	RU-6-10	44.5	15.3	17.2	5	14	19	19	29.5
6	12	RU-6-12	47.3	15.3	22.8	5	14	22	22	29.5
8	10	RU-8-10	45.1	16.2	17.2	6	17	19	19	30.0
8	12	RU-8-12	47.8	1612	22.8	6	17	22	22	30.2
10	12	RU-10-12	48.7	17.2	22.8	8	19	22	22	31.0
12	16	RU-12-16	52.0	22.8	24.4	10	22	27	24	31.8
12	18	RU-12-18	53.5	22.8	24.4	10	22	30	27	33.3
18	25	RU-18-25	61.0	24.4	31.3	15	30	38	35	38.6
20	25	RU-20-25	62.0	26.0	31.3	16	32	38	35	39.9

(FRACTIONAL)

TUBE O.D. T In	TUBE O.D. T mm	T2	CATALOG NUMBER	A	D1	D2	E	F	G1	G2	H
1/8	3.17	3	RU-3-01	35.2	12.8	15.3	2.3	12	11.11	11.11	22.1
1/8	3.17	4	RU-4-01	36.5	12.8	16.1	2.3	12	11.11	12.70	23.4
1/4	6.35	4	RU-4-02	39.4	15.3	16.1	2.3	16	14.28	12.70	25.4
1/8	3.17	6	RU-6-01	38.5	12.8	17.7	2.3	14	11.11	14.28	24.6
1/4	6.35	6	RU-6-02	41.0	15.8	17.7	4.8	14	14.28	14.28	26.2
5/16	7.93	6	RU-6-025	42.3	16.2	17.7	4.8	16	15.87	14.28	27.4
1/4	6.35	8	RU-8-02	42.3	15.3	18.6	4.8	16	14.28	15.87	27.4
1/8	3.17	10	RU-10-01	41.8	12.8	19.5	2.3	19	11.11	19.05	27.7
1/4	6.35	10	RU-10-02	44.5	15.3	19.5	4.8	19	14.28	19.05	29.5
5/16	7.93	10	RU-10-025	45.1	16.2	19.5	6.4	19	15.87	19.05	30.3
3/8	9.52	10	RU-10-03	45.9	16.9	19.5	7.0	19	17.46	19.05	31.0
5/16	7.93	12	RU-12-025	47.8	16.2	22.0	6.4	22	15.87	22.22	30.2
3/8	9.52	12	RU-12-03	48.4	16.9	22.0	7.0	22	17.46	22.22	31.0
1/2	12.70	12	RU-12-04	51.2	22.8	22.0	9.5	22	22.22	22.22	31.0
1/2	12.70	15	RU-15-04	52.0	22.8	22.0	10.0	24	22 22	25.40	31.8
5/8	15.87	16	RU-16-05	52.0	24.4	22.0	12.0	24	25.40	25.40	31.8
3/4	19.05	18	RU-18-06	53.5	24.4	22.0	15.0	27	28.57	30.16	33.3
3/4	19.05	20	RU-20-06	54.9	24.4	22.0	16.0	32	28.57	31.75	34.8
1	25.40	20	RU-20-08	60.3	31.2	26.4	16.0	35	38.10	31.75	38.0
1	25.40	22	RU-22-08	60.3	31.2	26.4	16.0	35	38.10	31.75	38.2

All dimensions are in mullimeters unless otherwise specified,onlyfor reference subject to change
上述尺可数据仅供参考。如有变更恕不另行通知，未标注规格可询问工厂定制。

Male Elbow Tube(Metric)ISO Tapered Thread

ME 型



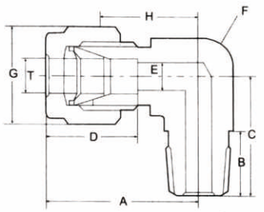

MALE ELBOW/卡套式外螺纹弯头 (METRIC)

T TUBE O.D	PT-NPT MALE PIPE SIZE	CATALOG NUMBER	A	B	C	D	E	F	G	H
3	1/8	ME-3-1	25.4	10	19.8	13	2.4	12	12	18.8
3	1/4	ME-3-2	26.6	13	24.0	13	2.4	14	12	20.0
4	1/8	ME-4-1	25.4	10	19.1	13.7	3	12	12	18.8
4	1/4	ME-4-2	26.6	13	22.2	13.7	3	14	12	20.0
4	3/8	ME-4-3	28.4	14	26.0	13.7	3	17	12	21.8
4	1/2	ME-4-4	31.3	17	31.0	13.7	3	22	12	24.7
6	1/8	ME-6-1	27.0	10	19.1	15.3	5	12	14	19.6
6	1/4	ME-6-2	27.0	13	22.2	15.3	5	14	14	19.6
6	3/8	ME-6-3	29.8	14	26.0	15.3	5	17	14	22.4
6	1/2	ME-6-4	31.8	17	31.0	15.3	5	22	14	24.4
8	1/8	ME-8-1	28.8	10	20.1	16.2	6	14	17	21.3
8	1/4	ME-8-2	28.8	13	23.2	16.2	6	14	17	21.3
8	3/8	ME-8-3	30.6	14	26.0	16.2	6	17	17	23.1
8	1/2	ME-8-4	32.6	17	31.0	16.2	6	22	17	25.1
10	1/8	ME-10-1	31.5	10	21.9	17.2	6	17	19	23.9
10	1/4	ME-10-2	31.5	13	25.0	17.2	8	17	19	23.9
10	3/8	ME-10-3	31.5	14	26.0	17.2	8	17	19	23.9
10	1/2	ME-10-4	33.5	17	31.0	17.2	8	22	19	25.9
12	1/8	ME-12-1	36.0	10	25.7	22.8	10	22	22	25.9
12	1/4	ME-12-2	36.0	13	27.0	22.8	10	22	22	25.9
12	3/8	ME-12-3	36.0	14	28.0	22.8	10	22	22	25.9
12	1/2	ME-12-4	36.0	17	31.0	22.8	10	22	22	25.9
12	3/4	ME-12-6	39.8	19	26.8	22.8	10	27	22	29.7
12	1	ME-12-18	45.3	22	45.2	22.8	10	34	22	35.2
14	3/8	ME-14-3	38.0	14	29.0	24.4	10	24	27	27.9
14	1/2	ME-14-4	38.0	17	33.1	24.4	10	24	27	27.9
14	3/4	ME-14-6	39.8	19	36.8	24.4	10	27	27	29.7
15	3/8	ME-15-3	38.0	14	29.0	24.4	11	24	27	27.9
15	1/2	ME-15-4	38.0	17	33.1	24.4	11	24	27	27.9
15	3/4	ME-15-6	39.8	19	36.8	24.4	11	27	27	29.7
16	3/8	ME-16-3	38.0	14	29.0	24.4	12	24	27	27.9
16	1/2	ME-18-4	38.0	17	33.1	24.4	12	24	27	27.9
16	3/4	ME-16-6	39.8	19	36.8	24.4	12	27	27	29.7
18	3/8	ME-1-3	39.8	14	32.5	24.4	14	27	30	29.7
18	1/2	ME-18-4	39.8	17	34.8	24.4	14	27	30	29.7
18	3/4	ME-18-6	39.8	19	36.8	24.4	14	27	30	29.7
20	1/2	ME-20-4	44.6	17	39.17	26.0	16	30	32	34.5
20	3/4	ME-20-6	44.6	19	41.7	26.0	16	30	32	34.5
22	1/2	ME-22-4	44.6	17	39.7	26.0	18	30	32	34.5
22	3/4	ME-22-6	44.6	19	41.7	26.0	18	30	32	34.5
22	1	ME-22-8	44.6	22	44.5	26.0	18	34	32	34.5
25	1/2	ME-25-4	49.1	17	39.7	31.3	21	34	38	36.8
25	3/4	ME-25-6	49.1	19	41.7	31.3	21	34	38	36.8
25	1	ME-25-8	49.1	22	44.5	31.3	21	34	38	36.8

All dimensions are in mullimeters unless otherwise specified,onlyfor reference subject to change
上述尺可数据仅供参考。如有变更恕不另行通知，未标注规格可询问工厂定制。

Male Elbow Tube(Metric)ISO Tapered Thread

UE 型



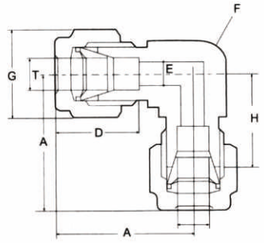

UNION ELBOW/卡套式弯头 (METRIC)							
TUBE O D	CATALOG NUMBER	A	D	E	F	G	H
3	UE-3-0	23.6	12-9	2	12	10	15.7
4	UE-4-0	25.4	13-7	3	12	12	18.8
6	UE-6-0	27.0	15-3	5	12	14	19.6
8	UE-8-0	28.8	16-2	6	14	17	21.3
10	UE-10-0	31.5	17-2	8	17	19	23.9
12	UE-12-0	36.0	22-8	10	22	22	25.9
14	UE-14-0	38.8	24-4	10	24	27	27.9
15	UE-15-0	38.8	24-4	11	24	27	27.9
16	UE-16-0	38.8	24-4	12	24	27	27.9
18	UE-18-0	39.8	24-4	14	27	30	29.7
20	UE-20-0	44.6	26-0	16	30	32	34.5
22	UE-22-0	44.6	26-0	18	30	32	34.5
25	UE-25-0	49.1	31-3	21	34	38	36.8
(FRACTIONAL)							
1/6	UE-005-0	17.8	8.6	1	12	10	14.0
1/8	UE-01-0	22.4	12.7	3	12	12	15.8
3/16	UE-015-0	25.4	13.7	3	12	12	18.8
1/4	UE-02-0	27.0	15.2	5	12	14	19.6
5/16	UE-025-0	28.8	16.2	6	14	17	21.3
3/8	UE-03-0	30.5	16.8	8	17	17	23.1
1/2	UE-04-0	36.1	22.8	10	22	22	25.9
5/8	UE-05-0	38.9	24 4	12	24	27	28.7
3/4	UE-06-0	40.0	24.4	15	27	30	29.7
7/8	UE-07-0	44.6	26	18	30	32	34.5
1	UE-08-0	49.0	26.0	21	34	38	36.8

Male Elbow Tube(Metric)ISO Tapered Thread

UT 型



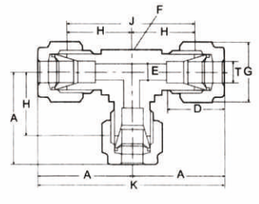

UNION TEE/卡套式三通接头 (METRIC)									
TUBE O.D.	CATALOG NUMBER	A	D	E	F	G	H	J	K
3	UT-3-0	23.6	12.9	2	12	10	15.7	31.5	47.2
4	UT4-0	25.4	13.7	3	12	12	18.8	37.6	50.8
6	UT6-0	27.0	15.3	5	12	14	19.6	39.4	53.9
8	UT-8-0	29.9	16.2	6	14	17	22.4	44.7	59.7
10	UT-10-0	31.5	17.2	8	17	19	23.9	47.8	63.0
12	UT-12-0	36.0	22.8	10	22	22	25.9	51.8	72.0
14	UT-14-0	38.8	24.4	10	24	27	28.7	57.4	77.6
15	UT-15-0	38.8	24.4	11	24	27	28.7	57.4	77.6
16	UT-16-0	38.8	24.4	12	24	27	28.7	57.4	77.6
18	UT-18-0	39.8	24.4	14	27	31	29.7	59.4	79.5
20	UT-20-0	44.6	26.0	16	30	32	34.5	69.1	89.3
22	UT-22-0	44.6	26.0	18	30	32	34.5	69.1	89.3
25	UT-25-0	49.1	31.3	21	35	38	36.8	73.7	98.3
(FRACTIONAL)									
1/16	UT-005-0	17.8	8.6	1	12	10	14.0	28.0	35.6
1/8	UT-01-0	22.4	12.7	2	12	10	15.8	31.4	44.8
3/16	UT-015-0	25.4	13.7	3	12	12	19.6	39.1	50.8
1/4	UT-02-0	27.0	15.2	5	12	14	22.4	44.8	54.0
5/6	UT-025-0	29.9	16.2	6	14	17	22.4	44.7	59.7
3/8	UT-03-0	30.5	16.8	8	17	19	23.1	46.2	61.0
1/2	UT-04-0	36.0	22.8	10	22	22	26.0	52.0	72.0
5/8	UT-05-0	38.9	24.4	12	24	27	28.7	57.4	77.8
3/4	UT-06-0	40.0	26 0	15	27	30	29.7	59.4	80.0
7/8	UT-07-0	44.6	26	18	30	32	34.5	69.1	89.3
1	UT-08-0	49.0	31.2	21	35	38	36.8	73.6	98.0

All dimensions are in mullimeters unless otherwise specified,onlyfor reference subject to change
上述尺可数据仅供参考。如有变更恕不另行通知，未标注规格可询问工厂定制。

RUT 型



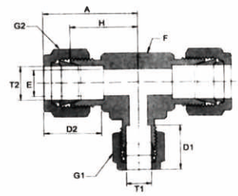

UNION TEE / 卡套式异径三通接头 (METRIC)										
TUBE O D		CATALOG NUMBER	A	D1	D2	E	F	G1	G2	H
T1	T2									
1/4	3/8	RUT-03-02	30.5	15.2	19.3	48	15.87	14.28	17.46	21.3
1/4	1/2	RUT-04-02	36.1	15.2	21.8	4.8	29.63	14.28	20.63	25.9
3/8	1/2	RUT-04-03	36.1	16.8	21.8	7.0	20.63	17.46	20.63	25.9
3/8	5/8	RUT-05-03	38.9	16.8	21.8	7.0	25.40	17.46	25.40	28.7
3/8	3/4	RUT-06-03	39.9	16.8	21.8	7.0	26.98	17.46	28.57	29.7
1/2	3/4	RUT-06-04	39.9	22.9	21.8	10.0	26.98	22.22	28.57	29.7
3/8	1	RUT-08-03	49.0	16.8	26.4	7.0	34.92	17.46	38.10	36.8
1/2	1	RUT-08-04	49.0	22.9	26.4	10.0	34.92	22.22	38.10	36.8
3/4	1	RUT-08-06	49.0	24.4	26.4	16.0	34.92	28.57	38.10	36.8

All dimensions are in mullimeters unless otherwise specified,onlyfor reference subject to change
上述尺可数据仅供参考。如有变更恕不另行通知，未标注规格可询问工厂定制。

UCR 型



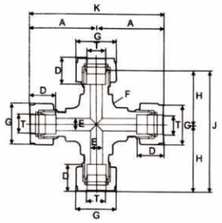

UNION CROSS/卡套式四通接头 (METRIC)									
TUBE O.D. (mm)	CATALOG NUMBER	A	D	E	F	G	H	J	K
3	UCR-3-0	25.5	14.0	2.4	12	10	18.5	37	51.0
6	UCR-6-0	30.2	15.2	5	14	14	23	46	60.4
8	UCR-8-0	30.5	16.5	6	14	17	23	46	61.0
10	UCR-10-0	31.5	19.5	8	17	19	24	48	63.0
12	UCR-12-0	37.0	23.6	10	20	22	26	52	74.0
16	UCR-16-0	38.8	24.4	12	24	27	28.7	57.4	77.6
18	UCR-1-8-0	39.8	24.4	14	27	31	29.7	59.4	79.6
20	UCR-20-0	44.6	26	16	30	32	34.5	69	89.3
25	UCR-25-0	49.1	31.3	21	35	38	36.8	73.6	98.2
(FRACTIONAL)									
1/8	UCR-01-0	25.5	14.0	2	12	10	18.5	37	51.0
3/16	UCR-015-0	25.5	14.0	3.5	12	10	18.5	37	51.0
1/4	UCR-02-0	30.2	15.2	5	14	14	23	46	60.4
5/16	UCR-025-0	29.9	16.2	6	14	17	22.4	44.7	59.7
3/8	UCR-03-O	31.5	18.8	8	17	19	24	48	63.0
1/2	UCR-04-0	37.0	23.6	10	22	22	26	52	74.0
5/8	UCR-05-0	38.8	24.4	12	24	27	28.7	57.4	77.6
3/4	UCR-06-0	39.9	26.0	15	27	30	29.7	59.4	79.8
7/8	UCR-07-0	44.7	26.0	18	30	32	34.5	69.0	89.4
1	UCR-08-0	49.0	31.2	21	35	38	3.8	73.6	58.0

BU 型



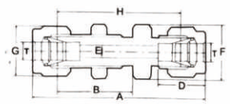

BULKHEAD UNION/卡套式穿板直通接头 (METRIC)										
TUBE O.D.	CATALOG NUMBER	A	B	D	E	F	G	H	PANEL HOLE SIZE	MAX PANEL THICK
6	BU-6-0	57.7	26.2	15.3	5	17	14	42.9	11.5	10.2
8	BU-8-0	61.0	28.6	16.2	6	19	17	46.0	13.1	11.2
10	BU-10-0	63.7	29.4	17.2	8	19	19	48.5	16.3	11.2
12	BU-12-0	71.0	31.8	22.8	10	24	22	50.8	19.5	12.7
14	BU-14-0	72.5	32.5	24.4	10	27	27	52.3	22.5	12.7
15	BU-15-0	72.5	32.5	24.4	11	27	27	52.3	22.8	12.7
16	BU-16-0	72.5	32.5	24.4	13	27	27	52.3	22.8	12.7
18	BU-18-0	78.9	37.3	24.4	14	30	30	58.7	26.0	16.8
20	BU-20-0	84.5	42.9	26.0	16	35	32	64.3	29.0	23.9
22	BU-20-0	84.5	42.9	26.0	18	35	32	64.3	29.0	23.9
25	BU-25-0	99.5	50.0	31.3	21	40	38	75.5	33.2	26.0
(FRACTIONAL)										
1/8	BU-01-0	51.3	24.6	12.7	2.3	14	12	38.1	11.5	10.2
3/16	BU-015-0	53.6	25.4	13.7	3	14	14	40.4	11.5	10.2
1/4	BU-02-0	57.7	26.0	15.2	5	17	14	42.9	11.5	10.2
5/16	BU-025-0	60.7	28.4	16.3	6.4	17	16	46.0	13.1	11.2
3/8	BU-03-0	62.2	29.0	16.8	7	19	17	46.0	16.3	11.2
1/2	BU-04-0	71.1	31.0	22.8	10	24	22	50.8	19.5	12.7
5/8	BU-05-0	72.6	32.5	24.4	12	24	27	52.3	26.0	16.8
3/4	BU-06-0	79.0	38.0	24.4	15	30	30	58.7	26.0	16.8
7/8	BU-07-0	84.6	42.9	25.9	18	27	32	64.3	29.0	23.9
1	BU-08-0	95.8	50.0	31.2	21	40	38	71.4	33.2	26.0

All dimensions are in mullimeters unless otherwise specified,onlyfor reference subject to change
上述尺可数据仅供参考。如有变更恕不另行通知，未标注规格可询问工厂定制。

MBT 型



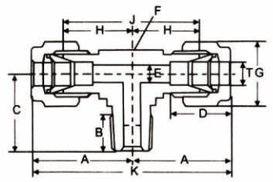

MALE BRANCH TEE/卡套式外螺纹支管三通 (METRIC)												
T TUBE O.D.	PT-NPT MALE PIPE SIZE	CATALOG NUMBER	A	B	C	D	E	F	G	H	J	K
4	1/8	MBT-4-1	25.4	10	19.1	13.7	3	12	12	18.8	37.8	50 8
4	1/4	MBT-4-2	25.4	13	22.2	13.7	3	14	12	18.8	37.6	50.8
6	1/8	MBT-6-1	27.0	10	19.1	15.3	5	12	14	19.6	39.2	54.0
6	1/4	MBT-6-2	27.0	13	22.2	15.3	5	14	14	19.6	39.2	54.0
6	3/8	MBT-6-3	29.8	14	26.0	15.3	5	17	14	22.4	44.8	59.6
6	1/2	MBT-6-4	31.8	17	31.0	15.3	5	22	14	24.4	48.8	63.6
8	1/8	MBT-8-1	28.8	10	20.1	16.2	6	14	17	21.3	42.6	57.6
8	1/4	MBT-8-2	28.8	13	23.2	16.2	6	14	17	21.3	42.6	57.6
8	3/8	MBT-8-3	30.6	14	26.0	16.2	6	17	17	21.3	46.2	61.2
8	1/2	MBT-8-4	32.6	17	31.0	16.2	6	22	17	23.1	50.2	65.2
10	1/8	MBT-10-1	31.5	10	21.9	17.2	8	17	19	25.1	47.8	63.0
10	1/4	MBT-10-2	31.5	13	25.0	17.2	8	17	19	23.9	47.8	63.0
10	3/8	MBT-10-3	31.5	14	26.0	17.2	8	17	19	23.9	47.8	63.0
10	1/2	MBT-10-4	33.5	17	31.0	17.2	8	22	19	25.9	51.8	67.0
12	1/8	MBI-12-1	36.0	10	25.7	22.8	10	22	22	25.9	51.8	72.0
12	1/4	MBT-12-2	36.0	13	27.0	22.8	10	22	22	25.9	51.8	72.0
12	3/8	MBT-12-3	36.0	14	28.0	22.8	10	22	22	25.9	51.8	72.0
12	1/2	MBT-12-4	36.0	17	31.0	22.8	10	22	22	25.9	51.8	72.0
12	3/4	MBT-12-6	39.8	19	36.8	22.8	10	27	22	29.7	59.4	79.6
12	1	MBI-12-8	45.3	22	45.2	22.8	10	35	22	35.2	70.4	90.6
14	3/8	MBI-14-3	38.0	14	29.0	24.4	10	24	27	27.9	55.8	76.0
14	1/2	MBT-14-4	38.0	17	33.1	24.4	10	24	27	27.9	55.8	76.0
14	3/4	MBT-14-6	39.8	19	36.8	24.4	10	27	27	29.7	59.4	79.6
15	3/8	MBT-15-3	38.0	14	29.0	24.4	11	24	27	27.9	55.8	76.0
15	1/2	MBT-15-4	38.0	17	33.1	24.4	11	24	27	29.7	55.8	76.0
15	3/4	MBT-15-6	39.8	19	36.8	24.4	11	27	27	27.9	59.4	79.6
16	3/8	MBT-16-3	38.0	14	29.0	24.4	12	24	27	27.9	55.8	76.0
16	1/2	MBT-16-4	38.0	17	33.1	24.4	12	24	27	27.9	55.8	76.0
16	3/4	MBI-16-6	39.8	19	36.8	24.4	12	27	27	29.7	59.4	79.6
18	3/8	MBI-18-3	39.8	14	32.5	24.4	14	27	30	29.7	59.4	79.6
18	1/2	MBT-18-4	39.8	17	34.8	24.4	14	27	30	29.7	59.4	79.6
18	3/4	MBT-18-6	39.8	19	36.8	24.4	14	27	30	29.7	59.4	79.6
20	1/2	MBT-20-4	44.6	17	39.7	26.0	16	30	32	34.5	69.0	89.2
20	3/4	MBT-20-6	44.6	19	41.7	26.0	16	30	32	34.5	69.0	89.2
22	1/2	MBT-22-4	44.6	17	39.7	26.0	18	30	32	34.5	69.0	89.2
22	3/4	MBT-22-6	44.6	19	41.7	26.0	18	30	32	34.5	69.0	89.2
25	1/2	MBT-25-4	49.1	17	39.7	31.3	21	35	38	36.8	73.6	98.2
25	3/4	MBT-25-6	49.1	19	41.7	31.3	21	35	38	36.8	73.6	98.2
25	1	MBT-25-8	49.1	22	41.5	31.3	21	35	38	36.8	73.6	98.2
(FRACTIONAL)												
1/8	1/8	MBT-01-1	23.6	10	18.1	12.7	3	12	12	17.0	34.0	47.2
1/8	1/4	MBT-01-2	24.6	13	22.2	12.7	3	14	12	18.0	36.0	49.2
1/4	1/8	MBT-02-1	27.0	10	19.1	15.2	3	12	14	19.6	39.2	54.0
1/4	1/4	MBT-02-2	27.0	13	22.2	15.2	5	14	14	19.6	39.2	54.0
1/4	3/8	MBT-02-3	29.8	14	26.0	15.2	5	17	14	22.4	44.8	59.6
1/4	1/2	MBT-02-4	31.8	17	31.0	15.2	5	22	14	24.4	48.8	63.6
3/8	1/8	MBT-03-1	30.5	10	21.1	16.8	8	17	17	21.3	42.6	61.0
3/8	1/4	MBT-03-2	30.5	13	24.2	16.8	8	17	17	21.3	42.6	61.0
3/8	3/8	MBT-03-3	31.2	14	26.0	16.8	8	17	17	23.1	46.2	62.4
3/8	1/2	MBT-03-4	33.3	14	31.0	16.8	8	22	17	26.0	52.0	66.6
1/2	1/8	MBT-04-1	36.0	10	25.7	22.8	10	22	22	25.9	51.8	72.0
1/2	1/4	MBT-04-2	36.0	13	27.0	22.8	10	22	22	25.9	51.8	72.0
1/2	3/8	MBT-04-3	36.0	14	28.0	22.8	10	22	22	25.9	51.8	72.0
1/2	1/2	MBT-04-4	36.0	17	31.0	22.8	10	22	22	25.9	51.8	72.0
1/2	3/4	MBT-04-6	39.8	19	36.8	22.8	10	27	22	29.7	59.4	79.6
1/2	1	MBT-04-8	45.3	22	45.2	22.8	10	35	22	35.2	70.4	90.6
5/8	3/8	MBT-05-3	38.1	14	30.0	24.4	12	24	27	27.9	55.8	76.2
5/8	1/2	MBT-05-4	38.1	17	33.1	24.4	12	24	27	27.9	55.8	76.2
5/8	3/4	MBT-05-6	40.0	19	36.8	24.4	12	27	27	29.7	59.4	80.0
3/4	3/4	MBT-06-6	40.5	19	36.8	24.4	15	27	30	29.7	59.4	81.0
1	3/4	MBT-08-6	49.0	19	41.7	31.3	21	35	38	36.8	73.6	98.0
1	1	MBT-08-8	49.0	22	44.5	31.3	21	35	38	36.8	73.6	98.0

All dimensions are in mullimeters unless otherwise specified,onlyfor reference subject to change
上述尺可数据仅供参考。如有变更恕不另行通知，未标注规格可询问工厂定制。

FC 型



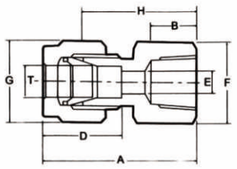

FEMALE CONNECTOR/卡套式内螺纹接头 (METRIC)									
T TUBE O D	PT-NPT FEMALE PIPE SIZE	CATALOG NUMBER	A	B	D	E	F	G	H
4	1/8	FC-4-1	29.7	12	13.7	3	14	12	23.1
6	1/8	FC-6-1	31.3	12	15.3	5	14	14	23.9
6	1/4	FC-6-2	35.8	15	15.3	5	17	14	28.4
6	3/8	FC-6-3	37.6	15	15.3	5	22	14	30.2
6	1/2	FC-6-4	42.5	20	15.3	5	27	14	35.1
8	1/8	FC-8-1	32.1	12	16.2	5	14	17	24.6
8	1/4	FC-8-2	37.0	15	16.2	6	17	17	29.5
8	3/8	FC-8-3	38.5	15	16.2	6	22	17	31 .0
8	1/2	FC-8-4	43.3	20	16.2	6	27	17	35.8
10	1/8	FC-10-1	34.8	12	17.2	5	19	19	27.2
10	1/4	FC-10-2	37.8	15	17.2	6	19	19	30.2
10	3/8	FC-10-3	39.4	15	17.2	8	22	19	31.8
10	1/2	FC-10-4	44.2	20	17.2	8	27	19	36.8
12	1/8	FC-12-1	37.3	12	22.8	5	17	22	27.2
12	1/4	FC-12-2	40.3	15	22.8	6	22	22	30.2
12	3/8	FC-12-3	41.9	15	22.8	8	22	22	31.8
12	1/2	FC-12-4	46.7	20	22.8	10	27	22	36.6
12	3/4	FC-12-6	48.3	21	22.8	10	32	22	38.2
12	1	FC-12-8	51.3	24	22.8	10	40	22	41.2
14	3/8	FC-14-3	41.9	15	24.4	8	27	27	31.8
14	1/2	FC-14-4	46.7	20	24.4	10	27	27	36.6
14	3/4	FC-14-6	48.3	21	24.4	10	32	27	38.2
15	3/8	FC-15-3	41.9	15	24.4	8	27	27	31.8
15	1/2	FC-15-4	46.7	20	24.4	10	27	27	36.6
15	3/4	FC-15-6	48.3	21	24.4	10	32	27	38.2
16	3/8	FC-16-3	42.1	15	24.4	8	27	27	32.0
16	1/2	FC-16-4	46.9	20	24.4	10	27	27	36.8
16	3/4	FC-16-6	48.5	21	24.4	12	32	27	38.4
18	3/8	FC-18-3	42.1	15	24.4	14	27	30	32.0
18	1/2	FC-18-4	46.9	20	24.4	14	27	30	36.8
18	3/4	FC-18-6	48.2	21	24.4	14	32	30	38.4
20	1/2	FC-20-4	47.9	20	26.0	16	30	32	37.8
20	3/4	FC-20-6	49.7	21	26.0	18	32	32	39.6
22	1/2	FC-22-4	47.9	20	26.0	18	30	32	37.8
22	3/4	FC-22-6	49.7	21	26.0	18	32	32	39.6
22	1	FC-22-8	57.9	24	26.0	18	40	32	47.8
25	3/4	FC-25-6	53.4	21	31.3	21	35	38	41.1
25	1	FC-25-8	62.3	24	31.3	21	40	38	50.0
FRACTIONA L1									
1/8	1/8	FC-01-1	28.7	12	12.7	2	14	10	22.1
1/8	1/4	FC-01-2	33.5	15	12.7	2	17	10	27.0
1/4	1/8	FC-02-1	31. 2	12	15.3	5	14	14	24.0
1/4	1/4	FC-02-2	35.8	15	15.3	5	17	14	28.4
1/4	3/8	FC-02-3	37.6	15	15.3	5	22	14	30.2
1/4	1/2	FC-02-4	42.4	20	15.3	5	27	14	35.1
3/8	1/8	FC-03-1	32.8	12	16.8	5	17	19	25.4
3/8	1/4	FC-03-2	37.6	15	16.8	6	17	19	30.2
3/8	3/8	FC-03-3	39.1	15	16.8	8	22	19	31.8
3/8	1/2	FC-03-4	43.9	20	16.8	8	27	19	36.6
3/8	3/4	FC-03-6	47.8	21	16.8	8	32	19	40.4
1/2	1/8	FC-04-1	37.3	12	22.8	5	22	22	27.2
1/2	1/4	FC-04-2	40.4	15	22.8	6	22	22	30.2
1/2	3/8	FC-04-3	42.0	15	22.8	8	22	22	31.8
1/2	1/2	FC-04-4	46.7	20	22.8	10	27	22	36.6
1/2	3/4	FC-04-6	48.3	21	22.8	10	32	22	38.2
1/2	1	FC-04-8	51.3	24	22.8	10	40	22	41.2
5/8	3/8	FC-05-3	42.1	15	24.4	8	27	27	32.0
5/8	1/2	FC-05-4	46.9	20	24.4	11	27	27	36.8
5/8	3/4	FC-05-6	48.5	21	24.4	12	32	27	38.4
3/4	1/2	FC-06-4	46.7	20	24.4	15	27	30	36.6
3/4	3/4	FC-06-6	48.3	21	24.4	1E	32	30	38.1
1	3/4	FC-08-6	53.3	21	31.3	1	35	38	41.1
1	1	FC-08-8	622	24	31.3	21	40	38	50.0

All dimensions are in mullimeters unless otherwise specified,onlyfor reference subject to change
上述尺可数据仅供参考。如有变更恕不另行通知，未标注规格可询问工厂定制。

Male Elbow Tube(Metric)ISO Tapered Thread

P 型



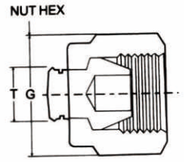

PLUG / 堵头(METRIC)			(FRACTIONAL)		
	CAI-ALOG NUMBER	G	TUBE O.D.	CATALOG NUMBER	G
3	P-3	10	1/16	P-005	10.0
4	P-4	12	1/8	P-01	10.0
6	P-6	14	3/16	P-015	12.0
8	P-8	16	1/4	P-02	14.0
10	P-10	19	3/8	P-03	17.0
12	P-12	22	1/2	P-04	22.0
14	P-14	27	3/4	P-06	32.0
15	P-15	27	1	P-08	38.0
16	P-16	27			
18	P-18	30			
20	P-20	32			
22	P-22	32			
25	P-25	38			

C 型



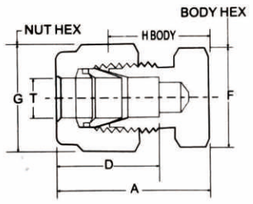

CAP / 管帽 (METRIC)					
TUBE O.D.	CATALOG NUMBER	A	D	G	H
2	C-2	20.1	12.9	12	13.5
3	C-3	20.1	12.9	12	13.5
4	C-4	21.3	13.7	12	14.7
6	C-6	23.1	15.3	14	15.7
8	C-8	24.5	16.2	17	17.0
10	C-10	26.6	17.2	19	19.0
12	C-12	29.1	22.8	22	19.0
14	C-14	29.9	24.4	27	19.8
15	C-15	29.9	24.4	27	19.8
16	C-16	29.9	24.4	27	19.8
18	C-18	31.4	24.4	30	21.3
20	C-20	34.0	26.0	32	23.9
22	C-22	34.0	26.0	32	23.9
25	C-25	38.5	31.3	41	26.2
(FRACTIONAL)					
1/16	C-005	15.0	8.6	10	11.2
1/8	C-01	20.1	12.7	12	13.5
3/16	C-015	21.3	13.7	12	14.7
1/4	C-02	23.4	15.2	14	17.0
3/8	C-03	25.7	16.3	17	18.3
1/2	C-04	29.2	22.8	22	19.1
3/4	C-06	31.5	24.4	30	21.3
1	C-08	38.4	31.2	38	26.2

All dimensions are in mullimeters unless otherwise specified,onlyfor reference subject to change
上述尺可数据仅供参考。如有变更恕不另行通知，未标注规格可询问工厂定制。

N 型



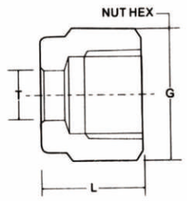

NUT / 螺帽 IMETRICI			
TUBE O.D.	CATALOG NUMBER	G	L
2	N-2	10	11.9
3	N-3	10	11.9
4	N-4	12	11.9
6	N-6	14	12.7
8	N-8	17	13.5
10	N-10	19	15.1
12	N-12	22	17.4
14	N-14	27	17.4
15	N-15	27	17.4
16	N-16	27	17.4
18	N-18	30	17.4
20	N-20	32	17.4
22	N-22	32	17.4
25	N-25	38	20.6
(FRACTIONAL)			
1/16	N-005	10	7.9
1/8	N-01	10	11.9
3/16	N-015	12	11.9
1/4	N-02	14	12.7
3/8	N-03	17	13.5
1/2	N-04	22	17.5
5/8	N-05	27	17.5
3/4	N-06	30	17.5
1	N-08	38	20.6

FF 型



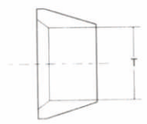

FRONT FERRULE / 前卡圈 (METRIC)		(FRACTIOFFAL)	
TUBE O.D.	CATALOG NUMBER	TUBE O.D.	CATALOG NUMBER
2	FF-2	1/16	FF-005
3	FF-3	1/8	FF-1
4	FF-4	3/16	FF-15
6	FF-6	1/4	FF-02
8	FF-8	3/4	FF-03
10	FF-10	1/Z	FF-04
12	FF-12	5/8	FF-05
14	FF-14	3/4	FF-06
15	FF-15	1	FF-08
16	FF-16		
18	FF-18		
20	FF-20		
22	FF-22		
25	FF-25		

BF 型



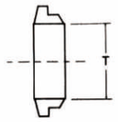

BACK FERRULE / 后卡圈 (METRIC)		(FRACTIOFFAL)	
TUBE O.D.	CATALOG NUMBER	TUBE O.D.	CATALOG NUMBER
2	BF-2	1/6	BF-005
3	BF-3	1/8	BF-01
4	BF-4	3/16	BF-015
6	BF-6	1/4	BF-02
8	BF-8	3/8	BF-03
10	BF-10	1/2	BF-04
12	BF-12	5/8	BF-05
14	BF-14	3/4	BF-06
15	BF-15	1	BF-08
16	BF-16		
18	BF-18		
20	BF-20		
22	BF-22		
25	BF-25		

All dimensions are in mullimeters unless otherwise specified,onlyfor reference subject to change
上述尺可数据仅供参考。如有变更恕不另行通知，未标注规格可询问工厂定制。

Male Elbow Tube(Metric)ISO Tapered Thread

HN 型

双外牙接头
HEX NIPPLE



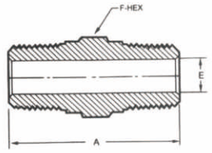

HEX NIPPLE (METRIC)				
P MALE PT/NPT SIZE	CATALOG NUMBER	A	E MIN OPENING	F HEX FLAT
1/8	HN-01	26	5	12
1/4	HN-02	32	6	14
3/8	HN-03	35	8	17
1/2	HN-04	42	10	22
3/4	HN-06	47	15	27
1	HN-08	56	21	35

RHN 型

异径双外牙接头
REDUCING HEX NIPPLE



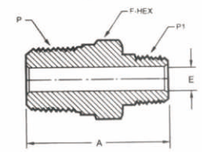

REDUCING HEX NIPPLE					
P MALE PT/NPT SIZE	P1 MALE PT/NPT SIZE	CATALOG NUMBER	A	E MIN OPENING	F HEX FLAT
1/4	1/8	RHN-02-01	29	5	14
3/8	1/8	RHN-03-01	31	5	17
3/8	1/4	RHN-03-02	32	6	17
1/2	1/8	RHN-04-01	35	5	22
1/2	1/4	RHN-04-02	38	6	22
1/2	3/8	RHN-04-03	39	8	22
3/4	1/4	RHN-06-02	41	6	27
3/4	3/8	RHN-06-03	42	8	27
3/4	1/2	RHN-06-04	45	10	27
1	1/2	RHN-08-04	51	10	35
1	3/4	RHN-08-06	53	15	35

RA 型

直通内外牙接头
REDUCING ADAPTOR



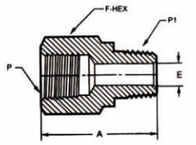

REDUCING ADAPTOR						
1/8	1/8	F	RA-01-01	27	5	14
1/4	1/8	F	RA-02-01	30	5	17
1/4	1/4	F	RA-02-02	33	6	17
3/8	1/8	F	RA-03-01	30	5	22
3/8	1/4	F	RA-03-02	33	6	22
3/8	3/8	F	RA-03-03	34	8	22
1/2	1/8	F	RA-04-01	35	5	27
1/2	1/4	F	RA-04-02	38	6	27
1/2	3/8	F	RA-04-03	39	8	27
1/2	1/2	F	RA-04-04	42	10	27
3/4	1/4	F	RA-06-02	40	6	32
3/4	3/8	F	RA-06-03	41	8	32
3/4	1/2	F	RA-06-04	44	10	32
1	1/4	F	RA-08-02	43	6	40
1	3/8	F	RA-08-03	44	8	40
1	1/2	F	RA-08-04	47	10	40
1	3/4	F	RA-08-06	49	15	40

All dimensions are in mullimeters unless otherwise specified,onlyfor reference subject to change
上述尺可数据仅供参考。如有变更恕不另行通知，未标注规格可询问工厂定制。

BTM 系列宝塔



	A	H	F	D	E	S
PT1/8-6	38.5	22.5	10	6	4	12
PT1/8-8	38.5	22.5	10	8	5	12
PT1/8-10	39.5	23.5	10	10	5.5	12
PT1/4-6	40.5	22.5	13	6	4	14
PT1/4-8	40.5	22.5	13	8	5	14
PT1/4-10	42	23.5	13	10	6	414
PT1/4-12	42	23.5	13	12	7	14
PT3/8-8	43	23.5	14	8	5	17
PT3/8-10	43	23.5	14	10	6	17
PT3/8-12	43	23.5	14	12	7	17
PT1/2-6	47	23	16	6	4	22
PT1/2-8	47	23	16	8	5	22
PT1/2-10	48	24	16	10	6	22
PT1/2-12	48	24	16	12	7	22
PT1/2-14	49	25	16	14	10	22
PT1/2-16	51	28	16	16	12	22
PT1/2-19	52	29	16	19	13	22
PT3/4-10	50	25	19	10	6	27
PT3/4-12	51	26	19	12	7	27
PT3/4-14	52	27	19	14	10	27
PT3/4-16	54	29	19	16	12	27
PT3/4-19	55	30	19	19	14	27
PT3/4-25	58	32	19	25	18	27
PT1"-19	58	30	22	19	14	34
PT1"-25	64	32	22	25	18	34

三通快拧

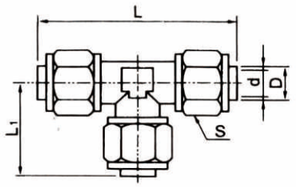

A Tube 0.D	D	W Width Across Hex.	I
mm	mm	in	mm
4	3	12	13
6	4.5	12	14
8	6	14	14
10	8	16	14
12	9.5	18	15
14	10	20	17

All dimensions are in mullimeters unless otherwise specified,onlyfor reference subject to change
上述尺可数据仅供参考。如有变更恕不另行通知，未标注规格可询问工厂定制。

Male Elbow Tube(Metric)ISO Tapered Thread

快拧终端

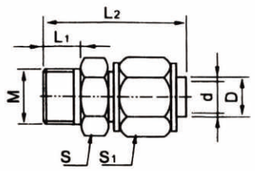

A Tube 0.D	T (ISO)	D	W Width Across Hex.	L	I
mm	in	mm	in	mm	mm
4	R-1/8	3	12	28	13
4	R-1/4	3	14	30	13
6	R-1/8	4.5	12	29	14
6	R-1/4	4.5	14	31	14
6	R-3/8	4.5	17	33	14
6	R-1/2	4.5	22	37	14
8	R-1/8	6	14	29	14
8	R-1/4	6	14	31	14
8	R-3/8	6	17	33	14
8	R-1/2	6	22	37	14
10	R-1/8	8	15	29	14
10	R-1/4	8	15	31	14
10	R-3/8	8	17	33	14
10	R-1/2	8	22	37	14
12	R-1/4	9.5	17	33	15
12	R-3/8	9.5	17	34	15
12	R-1/2	9.5	22	38	15
12	R-3/4	9.5	27	41	15

快拧弯头终端

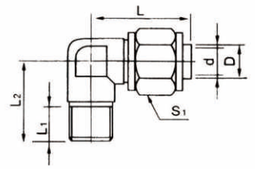

A Tube 0.D	T (ISO)	D	W Width Across Hex.	I
mm	in	mm	in	mm
4	R-1/8	3	12	13
4	R-1/4	3	14	13
6	R-1/8	4.5	12	14
6	R-1/4	4.5	14	14
6	R-3/8	4.5	17	14
6	R-1/2	4.5	22	14
8	R-1/8	6	14	14
8	R-1/4	6	14	14
8	R-3/8	6	17	14
8	R-1/2	6	22	14
10	R-1/8	8	15	14
10	R-1/4	8	15	14
10	R-3/8	8	17	14
10	R-1/2	8	22	14
12	R-1/4	9.5	17	15
12	R-3/8	9.5	17	15
12	R-1/2	9.5	22	15
12	R-3/4	9.5	27	15

All dimensions are in mullimeters unless otherwise specified,onlyfor reference subject to change
上述尺可数据仅供参考。如有变更恕不另行通知，未标注规格可询问工厂定制。

迷你球阀
Mini Ball Valve

概述
OVERVIEW

迷你球阀适用于PN1.0~4.0MPa，工作温度-29~180℃（密封圈为增强聚四氟乙烯）或-29～300℃（密封圈为对位聚苯）的各种管路上，用于截断或接通管路中的介质，选用不同的材质，可分别适用于水、蒸汽、油品、醋酸等多种介质。

阀门应用的领域里含机械、冶金、石化、化工、城建等行业应用阀门的种类多。特别是机械行业，各种阀门基本均有应用各个行业的不断发展也要求更多的阀门企业研发和生产出与国际接轨的高端市场，从而也不断推进整个阀门行业向高新实用技术方面发展。

The mini ball valve is applicable to all kinds of pipelines with PN1.0~4.0MPa, working temperature of - 29~180 ℃ (the sealing ring is reinforced PTFE) or - 29~300 ℃ (the sealing ring is contraposition polystyrene). It is used to cut off or connect the medium in the pipeline. Different materials are selected and can be used for water, steam, oil, acetic acid and other media.
There are many types of valves used in machinery, metallurgy, petrochemical, chemical, urban construction and other industries. Especially in the mechanical industry, all kinds of valves are basically applied. The continuous development of all industries also requires more valve enterprises to develop and produce high-end markets that are in line with international standards, thus constantly promoting the development of the entire valve industry to high-tech practical technology.



迷你球阀内外丝 M/F
mini ball valve M/F

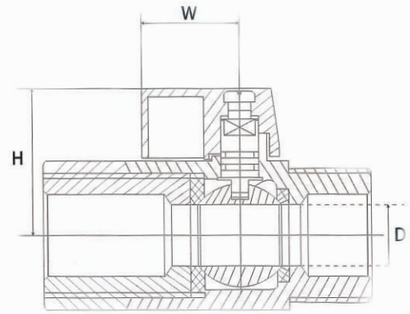



特点
螺纹可按：NPT.BSPT.BSPP
温度范围：-20℃~150℃
适用介质：水、油、气体
公称压力：1.6~6.4MPa
精密铸造阀体材质：CARBON STEEL /SCPH2/WCB
STAINLESS STEEL/304/SCS13 /316/SCS14

CHARACTERISTICS OF
Thread can be as per: NPT.BSPT.BSPP
Temperature range: - 20 ℃~150 ℃
Applicable medium: water, oil and gas
Nominal pressure: 1.6~6.4 MPa
Material of investment casting valve body: CARBON STEEL/ SCPH2/WCB

Size	D	H	W	L
1/8"	7	26	23	44
1/4"	7	26	23	47
3/8"	7	26	23	46
1/2"	9	28	23	51
3/4"	12	31	23	56
1"	15	34	23	69

备注：所有产品尺寸仅供参考，具体以实物为准!
Remarks: All product dimensions are for reference only, and the specific items shall prevail!

迷你球阀双外丝 M/M

mini ball valve M/M

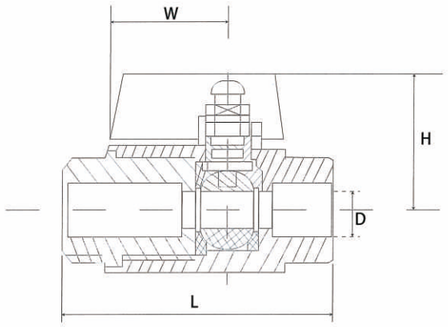



性能规范 SPECIFICATIONS

1000PSI/PN63
减流量通径
脱蜡精密铸造
阀杆防爆出装置设计
卫生级设计
产品通过PED97/23/EC(CE0035)认证
铸件通过AD2000-WO认证
螺纹符合：ASME B1.20.1 BS21.DIN2999/259, ISO228-1,JIS B0203,ISO7/1
检查与测试：DIN3230/3,EN12266

SPECIFICATIONS

1000PSI/PN63
Flow reducing diameter
Dewaxed precision casting
Design of valve rod explosion-proof outlet device
Hygienic design
The product has passed the PED97/23/EC (CE0035) certification
Casting passed AD2000-WO certification
Thread according to：ASME B1.20.1 BS21.DIN2999/259, ISO228-1,JIS B0203,ISO7/1
Inspection and testing：DIN3230/3,EN12266

Size	D	H	W	L
1/8"	7	26.5	22.8	50
1/4"	7	26.5	22.8	56
3/8"	7	26.5	22.8	59
1/2"	9.2	29	22.8	65
3/4"	12.5	32	22.8	75
1"	15	35	22.8	85

备注：所有产品尺寸仅供参考，具体以实物为准!
Remarks: All product dimensions are for reference only, and the specific items shall prevail!

迷你球阀双内丝 F/F

mini ball valve F/F

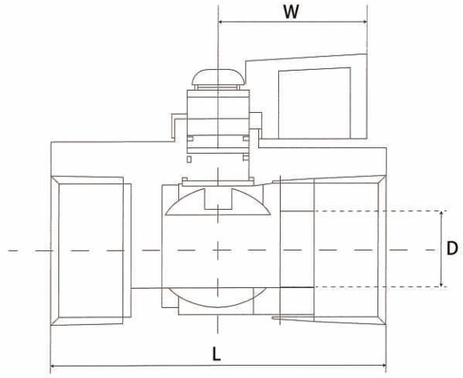



阀杆带有防脱出装置设计
减流量
多种螺纹端供选择

性能规范

设计标准：ASME B16.34
壁厚标准：ASME B16.34
螺纹标准：ASME B1.20.1,BS21 DIN 2999/259,ISO 228/1
检测标准：MSS SP-110,EN 12266

Blow-out Proof Stem
Reduced Port
Various Thread Standards Available

SPECIFICATIONS

Design:ASME B16.34
Wall Thickness：ASME B16.34
Pipe Thread：ASME B1.20.1,BS21 DIN 2999/259,ISO 228/1
Inspection & Testing：MSS SP-110,EN 12266

Size	D	H	W	L
1/8"	7	26	23	42
1/4"	7	26	23	47
3/8"	7	26	23	47
1/2"	9	28	23	51
3/4"	12	31	23	55
1"	15	34	23	69

备注：所有产品尺寸仅供参考，具体以实物为准!
Remarks: All product dimensions are for reference only, and the specific items shall prevail!

单向阀
One-way valve

概述
OVERVIEW

单向阀又称止回阀或逆止阀。用于液压系统中防止油流反向流动,或者用于气动系统中防止压缩空气逆向流动。

One way valve is also called check valve or check valve. It is used to prevent reverse flow of oil flow in hydraulic system, or to prevent reverse flow of compressed air in pneumatic system.



不锈钢丝扣单向阀
Stainless Steel Wire Buckle Check Valve

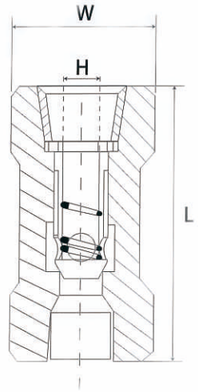



特点

单向阀是流体只能沿进水口流动，出水口介质却无法回流，俗称单向阀。单向阀又称止回阀或逆止阀。用于液压系统中防止油流反向流动,或者用于气动系统中防止压缩空气逆向流动。单向阀有直通式和直角式两种。直通式单向阀用螺纹连接安装在管路上。直角式单向阀有螺纹连接、板式连接和法兰连接三种形式。

CHARACTERISTICS OF

The one-way valve is a one-way valve, which means that the fluid can only flow along the water inlet, but the medium at the water outlet cannot return. One way valve is also called check valve or check valve. It is used to prevent reverse flow of oil flow in hydraulic system, or to prevent reverse flow of compressed air in pneumatic system. There are two kinds of check valves: straight through valve and right angle valve. The straight check valve is installed on the pipeline with threaded connection. Right angle check valve has three forms: threaded connection, plate connection and flange connection.

Size	L	H	W	重量(Kg)
1/4"	59	12	20	0.045
3/8"	61	15.5	22	0.13
1/2"	67	19	27	0.183
3/4"	75	24	32	0.275
1"	10	31	40	0.606
11/4"	103	38.5	50	0.808
11/2"	109	45	60	1.3
2"	111	56	72	1.75

备注：所有产品尺寸仅供参考，具体以实物为准!
Remarks: All product dimensions are for reference only, and the specific items shall prevail!

不锈钢丝扣单向阀
Stainless Steel Wire Buckle Check Valve

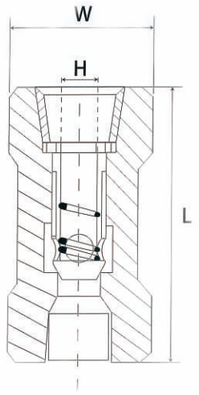



特点

单向阀是流体只能沿进水口流动，出水口介质却无法回流，俗称单向阀。单向阀又称止回阀或逆止阀。用于液压系统中防止油流反向流动,或者用于气动系统中防止压缩空气逆向流动。单向阀有直通式和直角式两种。直通式单向阀用螺纹连接安装在管路上。直角式单向阀有螺纹连接、板式连接和法兰连接三种形式。

CHARACTERISTICS OF

The one-way valve is a one-way valve, which means that the fluid can only flow along the water inlet, but the medium at the water outlet cannot return. One way valve is also called check valve or check valve. It is used to prevent reverse flow of oil flow in hydraulic system, or to prevent reverse flow of compressed air in pneumatic system. There are two kinds of check valves: straight through valve and right angle valve. The straight check valve is installed on the pipeline with threaded connection. Right angle check valve has three forms: threaded connection, plate connection and flange connection.

Size	L	H	W	重量(Kg)
1/8"	46	9	17	0.045
1/4"	46	12	20	0.046
3/8"	55	15.5	22	0.12
1/2"	59	19	27	0.175
3/4"	66	24	32	0.193
1"	81	31	38	0.4

备注：所有产品尺寸仅供参考，具体以实物为准!
Remarks: All product dimensions are for reference only, and the specific items shall prevail!

不锈钢丝扣单向阀
Stainless Steel Wire Buckle Check Valve

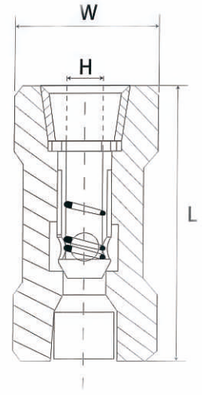



特点

单向阀是流体只能沿进水口流动，出水口介质却无法回流，俗称单向阀。单向阀又称止回阀或逆止阀。用于液压系统中防止油流反向流动,或者用于气动系统中防止压缩空气逆向流动。单向阀有直通式和直角式两种。直通式单向阀用螺纹连接安装在管路上。直角式单向阀有螺纹连接、板式连接和法兰连接三种形式。

CHARACTERISTICS OF

The one-way valve is a one-way valve, which means that the fluid can only flow along the water inlet, but the medium at the water outlet cannot return. One way valve is also called check valve or check valve. It is used to prevent reverse flow of oil flow in hydraulic system, or to prevent reverse flow of compressed air in pneumatic system. There are two kinds of check valves: straight through valve and right angle valve. The straight check valve is installed on the pipeline with threaded connection. Right angle check valve has three forms: threaded connection, plate connection and flange connection.

Size	L	H	W	重量(Kg)
1/8"	45	9	17	0.048
1/4"	46	12	20	0.055
3/8"	48	15.5	22	0.14
1/2"	53	19	27	0.188
3/4"	59	24	32	0.22
1"	70	31	38	0.477

备注：所有产品尺寸仅供参考，具体以实物为准!
Remarks: All product dimensions are for reference only, and the specific items shall prevail!

不锈钢丝扣单向阀
Stainless Steel Wire Buckle Check Valve

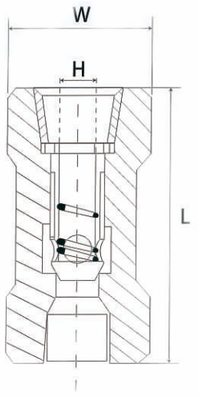



特点

单向阀是流体只能沿进水口流动，出水口介质却无法回流，俗称单向阀。单向阀又称止回阀或逆止阀。用于液压系统中防止油流反向流动,或者用于气动系统中防止压缩空气逆向流动。单向阀有直通式和直角式两种。直通式单向阀用螺纹连接安装在管路上。直角式单向阀有螺纹连接、板式连接和法兰连接三种形式。

CHARACTERISTICS OF

The one-way valve is a one-way valve, which means that the fluid can only flow along the water inlet, but the medium at the water outlet cannot return. One way valve is also called check valve or check valve. It is used to prevent reverse flow of oil flow in hydraulic system, or to prevent reverse flow of compressed air in pneumatic system. There are two kinds of check valves: straight through valve and right angle valve. The straight check valve is installed on the pipeline with threaded connection. Right angle check valve has three forms: threaded connection, plate connection and flange connection.

Φ	L	H	W	重量(Kg)
Φ5	73	9	17	0.098
Φ8	74	12	20	0.103
Φ10	75	15.5	22	0.11
Φ12	78	19	27	1.15
Φ14	81	9	17	0.19
Φ16	85	12	20	0.25
Φ18	98	15.5	22	0.28
Φ20	94	19	27	0.295

备注：所有产品尺寸仅供参考，具体以实物为准!
Remarks: All product dimensions are for reference only, and the specific items shall prevail!

不锈钢丝扣单向阀
Stainless Steel Wire Buckle Check Valve

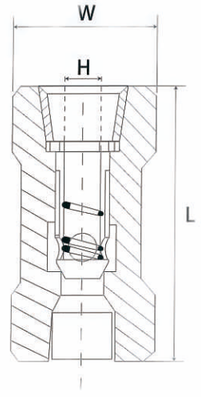



特点

单向阀是流体只能沿进水口流动，出水口介质却无法回流，俗称单向阀。单向阀又称止回阀或逆止阀。用于液压系统中防止油流反向流动,或者用于气动系统中防止压缩空气逆向流动。单向阀有直通式和直角式两种。直通式单向阀用螺纹连接安装在管路上。直角式单向阀有螺纹连接、板式连接和法兰连接三种形式。

CHARACTERISTICS OF

The one-way valve is a one-way valve, which means that the fluid can only flow along the water inlet, but the medium at the water outlet cannot return. One way valve is also called check valve or check valve. It is used to prevent reverse flow of oil flow in hydraulic system, or to prevent reverse flow of compressed air in pneumatic system. There are two kinds of check valves: straight through valve and right angle valve. The straight check valve is installed on the pipeline with threaded connection. Right angle check valve has three forms: threaded connection, plate connection and flange connection.

Size	L	H	W	重量(Kg)
DN10	140	9	17	0.44
DN15	150	12	20	0.56
DN20	170	15.5	22	0.82
DN25	190	19	27	1.33

备注：所有产品尺寸仅供参考，具体以实物为准!
Remarks: All product dimensions are for reference only, and the specific items shall prevail!

排气阀
One-way valve

概 述
OVERVIEW

排气阀应用于独立采暖系统、集中供热系统、采暖锅 炉、中央空调、地板采暖及太阳能采暖系统等管道排气。

The exhaust valve shall be used for pipe exhaust of independent heating system, central heating system, heating boiler, central air conditioning, floor heating and solar heating system.



丝扣排气阀
Threaded exhaust valve

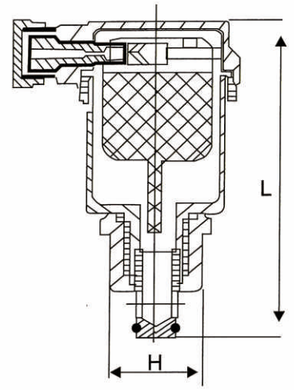



特点

排除管道中的气体，减少阻力节约能源。
当管道负压时，本产品能快速自动吸入空气防止管道破裂。
排气能力是普通双孔排气阀多倍。
浮球托架为不锈钢，使用寿命长，可靠。

CHARACTERISTICS OF

Discharge the gas in the pipeline, reduce resistance and save energy.
When the pipe is under negative pressure, the product can quickly and automatically inhale air to prevent pipe rupture.
The exhaust capacity is multiple times that of the ordinary double orifice exhaust valve.
Float bracket is made of stainless steel, with long service life and reliability.

DN	L	H	重量(Kg)
DN10	70	12	0.16
DN15	72	15	0.18
DN20	73	16	0.23

备注：所有产品尺寸仅供参考，具体以实物为准!
Remarks: All product dimensions are for reference only, and the specific items shall prevail!

气动管路球阀系列
Pneumatic pipeline ball valve series

适用介质Applicable Medium:气体Air
制造材料Make material：304SS 316SS 20#
连接形式Mode of connection
内螺纹连接Inside thread connection

规格 SPECIF-ICATION	D0	L	L1	M	H	公称压力 NOMINAL PRESSURE
DN4	ϕ6	84	105	G1/2	44	≤6.4MPa
DN6	ϕ8	84	105	G1/2	44	≤6.4MPa
DN8	ϕ10	84	105	G1/2	44	≤6.4MPa

QG · QY1 气源球阀
Pneumatic Ball valve
货号Item NO：GB8-10



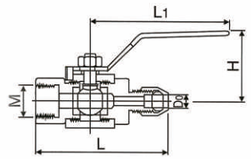

适用介质Applicable Medium:
气体Air,油品Oil article,水Water
制造材料Make material：304SS 316SS 20#
连接形式Mode of connection
卡套连接Bite type connection

规格 SPECIF-ICATION	D0	M	L	L1	H
DN10	ϕ12	G1/2	100	110	44
DN10	ϕ14	G1/2	100	110	48
DN10	ϕ16	G1/2	100	110	55

QG.QY1气源球阀
Ball valve for air supply
货号ItemNO:GB8-10



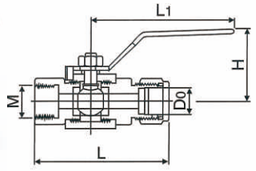

QG · AY1 取压球阀
pressure ball valve
货号Item NO：GB8-12

适用介质Applicable Medium:
气体Air,油品Oil article,水Water
制造材料Make material：304SS 316SS 20#
连接形式Mode of connection
卡套连接Bite type

规格 SPECIF-ICATION	D0	L	H	L1	A
DN3	ϕ10	105	44	110	90
DN6	ϕ12	106	44	110	90
DN10	ϕ14	108	44	110	90



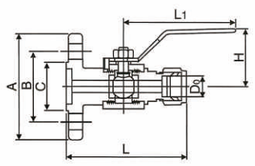

气动管路球阀系列
Pneumatic pipeline ball valve series

Q21SA 外螺纹球阀
Outside thread Ball valve
货号 Item No：GB8-7



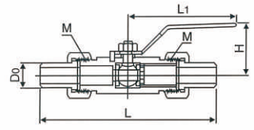



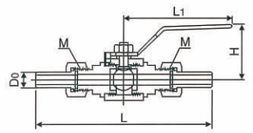

适用介质Applicable Medium:
气体Air,油品Oil article,水Water
制造材料Make material：304SS 316SS 20#
连接形式Mode of connection：
外螺纹连接Outside thread connection
焊接管连接Weld tube connection

规格 SPECIF-ICATION	L	D0	L1	H
DN6	115	ϕ12	110	44
DN10	120	ϕ14	110	44
DN15	125	ϕ20	110	44
DN20	128	ϕ28	110	50

QG · Y1 卡套式球阀
Bite type Ball valve
货号Item No：GB8-8



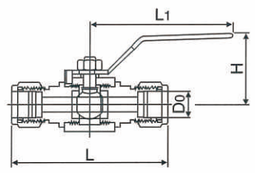

适用介质Applicable Medium:
气体Air,油品Oil article,水Water
制造材料Make material：304SS 316SS 20#
连接形式Mode of connection：
卡套连接Bite type connection

规格 SPECIF-ICATION	D0	L	L1	H	公称压力 NOMINAL PRESSURE
DN3	ϕ6	86	110	44	≤6.4MPa
DN6	ϕ8	90	110	44	≤6.4MPa
DN10	ϕ14	95	110	44	≤6.4MPa

QG · M1 压力表球阀
Manometer ball valve
货号Item NO：GB8-11



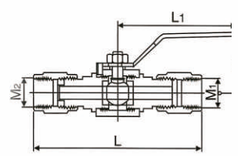

适用介质Applicable Medium:
气体Air,油品Oil article,水Water
制造材料Make material：304SS 316SS 20#
连接形式Mode of connection
内螺纹连接Inside thread connection

序号 NO.	M1	M2	L	L1	H
1	M20x1.5	M20x1.5left	145	110	44
2	G1/2	M20x1.5left	145	110	44

Q13SAF-64内螺纹球阀
Inside thread ball valve
货号Item No：GB8-4

适用介质Applicable Medium:
气体Air,油品Oil article,水Water
制造材料Make material：304SS 316SS 20#
连接形式Mode of connection：
内螺纹连接Inside thread connection

规格 SPECIF-ICATION	L	L_1	M	H	H_1
DN3	20	30	M12x1.25	32	20
DN3	20	30	ZG1/8	32	20
DN6	25	38	ZG1/4	42	25



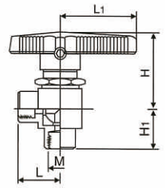

Q14SAF-64内螺纹球阀
Inside thread ball valve
货号Item No：GB8-5

适用介质Applicable Medium:
气体Air,油品Oil article,水Water
制造材料Make material：304SS 316SS 20#
连接形式Mode of connection：
内螺纹连接Inside thread connection

规格 SPECIF-ICATION	L	L_1	M	H	H_1
DN3	20	30	M12x1.25	32	20
DN3	20	30	ZG1/8	32	20
DN6	25	38	ZG1/4	42	25



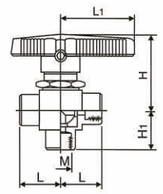

内螺纹高压球阀、天燃气专用
Internal thread high pressure ball valve, gas special
YAD-320P

适用介质Applicable Medium:
气体Air,油品Oil article,水Water
制造材料Make material：304SS 316SS 20#
连接形式Mode of connection：
内螺纹连接Inside thread connection

规格 SPECIF-ICATION	M	L	L_1	H
DN6	ZG3/8	68	110	44
DN10	ZG1/2	80	110	46
DN15	ZG3/4	80	110	46
DN20	ZG1	94	115	56



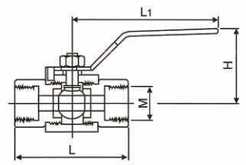

Q91SAF-64卡套式球阀
Bite type Ball valve
货号Item No：GB8-1

适用介质Applicable Medium:
气体Air,油品Oil article,水Water
制造材料Material：304SS 316SS 20#
连接形式Mode of connection
卡套连接Bite type connection

规格 SPECIF-ICATION	D_0	L	L_1	H
DN3	ϕ6	60	38	32
DN6	ϕ8	65	38	42
DN10	ϕ14	75	38	50



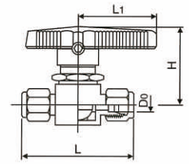

Q94SAF-64卡套式球阀
Bite type Ball valve
货号Item No：GB8-2

适用介质Applicable Medium:
气体Air,油品Oil article,水Water
制造材料Make material：304SS 316SS 20#
连接形式Mode of connection
卡套连接Bite type connection

规格 SPECIF-ICATION	D_0	L	L_1	H
DN3	ϕ6	60	38	32
DN6	ϕ8	65	38	42
DN10	ϕ14	75	38	50



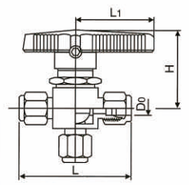

Q11SAF-64内螺纹球阀
Female Thread Ball Valve
货号Item No：GB8-3

适用介质Applicable Medium:
气体Air,油品Oil article,水Water
制造材料Make material：304SS 316SS 20#
连接形式Mode of connection
内螺纹连接Female thread connection

规格 SPECIF-ICATION	L	L_1	M	H
DN3	40	30	M12x1.25	32
DN3	40	30	ZG1/8	32
DN6	50	38	ZG1/4	42



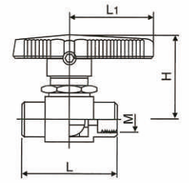

针型阀.仪表阀系列
Needle valve instrument valve series



J23W-HB 系列

这种紧凑且经济型的迷你系列针型阀是按照最高的标准生产的。
设计扭矩低，即轻便又易于操作。压力高达6000PSI(414BAR)。
其高精密度的金属阀盖与阀体密封以使它适合高压的工作要求。

J23W-HB SERIES

J23W-HB series is designed with the most compact and economical pattern with lightweight and low torque for easy operation,and ratedup to 6000PSI (414BAR) @200° F.It has a high integrity metal to metal body bonnet seal suitable for high pressure use.

设计特征

*紧凑而轻便
*O型圈+四氟密封压力装置；阀杆操作时绝对无泄漏
*螺纹下的密封填料可以防止螺纹被流体介质所腐蚀
*两个流量口，有合适的流量方向。

Design Features

*Compact and lightweight.
*Pressure responsive PTFE packing seal arrangement; positive no slack stem action.
*Packing seal below actuating threads to prevent thread contamination by the process medium.
*Bi-directional flow,with preferred flow indicated.

*工作温度：-15℃至170℃
*入口密封按标准设置。
*可灵活更换的填料从而延长其使用寿命。
*所有主要元件的原材料都是可追溯的。
*100%通过静压测试。
*倒关密封延长填料寿命。
*所有材料性能结构都达到NACE MR-01-75最新版本要求。
*Temperature rating -15℃ to 170℃.
*Ingress seals fitted as standard.
*Flexible packing for replacement can extend field life further.
*Full material traceability of main components.
*100% Hydrostatic testing.
*Back sealing stem to extend packing life.
*Materials of contruction can be supplied to meet the requirements of NACE MR-01-75 latest revision.

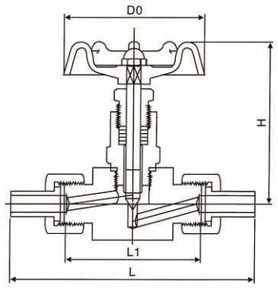

型号 ITEM NO.	公称通径 DN	ϕ	ϕ1	L1	L2	L	H	D0	D0
J23W-HB-1	DN6	ϕ14	ϕ12	60	60	122	88	60	70
J23W-HB-2	DN10	ϕ18	ϕ14	60	70	122	88	60	80
J23W-HB-3	DN15	ϕ22	ϕ17	62	80	134	88	70	80
J23W-HB-4	DN20	ϕ28	ϕ19	67	90	142	110	80	110
J23W-HB-5	DN25	ϕ34	ϕ22	77	100	159	110	80	130

针型阀.仪表阀系列
Needle valve instrument valve series



J23W 系列

这种紧凑且经济型的迷你系列针型阀是按照最高的标准生产的。
设计扭矩低，即轻便又易于操作。压力高达6000PSI(414BAR)。
其高精密度的金属阀盖与阀体密封以使它适合高压的工作要求。

J23W SERIES

J23W series is designed with the most compact and economical pattern with lightweight and low torque for easy operation,and ratedup to 6000PSI (414BAR) @200° F.It has a high integrity metal to metal body bonnet seal suitable for high pressure use.

设计特征

*紧凑而轻便
*O型圈+四氟密封压力装置；阀杆操作时绝对无泄漏
*螺纹下的密封填料可以防止螺纹被流体介质所腐蚀
*两个流量口，有合适的流量方向。

Design Features

*Compact and lightweight.
*Pressure responsive PTFE packing seal arrangement; positive no slack stem action.
*Packing seal below actuating threads to prevent thread contamination by the process medium.
*Bi-directional flow,with preferred flow indicated.

*工作温度：-15℃至170℃
*入口密封按标准设置。
*可灵活更换的填料从而延长其使用寿命。
*所有主要元件的原材料都是可追溯的。
*100%通过静压测试。
*倒关密封延长填料寿命。
*所有材料性能结构都达到NACE MR-01-75最新版本要求。
*Temperature rating -15℃ to 170℃.
*Ingress seals fitted as standard.
*Flexible packing for replacement can extend field life further.
*Full material traceability of main components.
*100% Hydrostatic testing.
*Back sealing stem to extend packing life.
*Materials of contruction can be supplied to meet the requirements of NACE MR-01-75 latest revision.

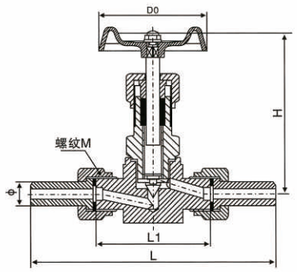

型号 ITEM NO.	公称通径 DN	M	ϕ	L1	L	H	D0
J23W-1	DN6	M20x1.5	ϕ14	68	140	96	63
J23W-2	DN10	M24x1.5	ϕ18	78	160	115	78
J23W-3	DN15	M30x2	ϕ22	94	180	122	100
J23W-4	DN20	M36x2	ϕ28	108	220	156	110
J23W-5	DN25	M39x2	ϕ33	110	230	170	140

针型阀.仪表阀系列
Needle valve instrument valve series





MN-1 系列

这种紧凑且经济型的迷你系列针型阀是按照最高的标准生产的。设计扭矩低，即轻便又易于操作。压力高达6000PSI(414BAR)。其高精密度的金属阀盖与阀体密封以使它适合高压的工作要求。

MN-1 SERIES

MN-1 series is designed with the most compact and economical pattern with lightweight and low torque for easy operation,and ratedup to 6000PSI (414BAR) @200° F.It has a high integrity metal to metal body bonnet seal suitable for high pressure use.

设计特征

*紧凑而轻便
*O型圈+四氟密封压力装置；阀杆操作时绝对无泄漏
*螺纹下的密封填料可以防止螺纹被流体介质所腐蚀
*两个流量口，有合适的流量方向。

Design Features

*Compact and lightweight.
*Pressure responsive PTFE packing seal arrangement; positive no slack stem action.
*Packing seal below actuating threads to prevent thread contamination by the process medium.
*Bi-directional flow,with preferred flow indicated.

*工作温度：-15℃至170℃
*入口密封按标准设置。
*可灵活更换的填料从而延长其使用寿命。
*所有主要元件的原材料都是可追溯的。
*100%通过静压测试。
*倒关密封延长填料寿命。
*所有材料性能结构都达到NACE MR-01-75最新版本要求。
*Temperature rating -15℃ to 170℃.
*Ingress seals fitted as standard.
*Flexible packing for replacement can extend field life further.
*Full material traceability of main components.
*100% Hydrostatic testing.
*Back sealing stem to extend packing life.
*Materials of contruction can be supplied to meet the requirements of NACE MR-01-75 latest revision.

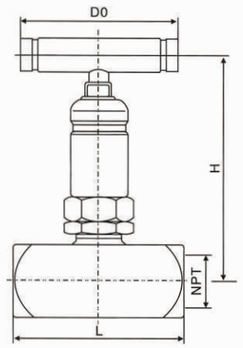

型号 ITEM NO.	公称通径 DN	NPT	L	H	D0
MN-1-1	DN6	1/4	57	82	57
MN-1-2	DN10	3/8	57	82	57
MN-1-3	DN15	1/2	68	90	63
MN-1-4	DN20	3/4	80	110	70
MN-1-5	DN25	1"	90	130	89

针型阀.仪表阀系列
Needle valve instrument valve series



J41W 系列

这种紧凑且经济型的迷你系列针型阀是按照最高的标准生产的。设计扭矩低，即轻便又易于操作。压力高达6000PSI(414BAR)。其高精密度的金属阀盖与阀体密封以使它适合高压的工作要求。

J41W SERIES

J41W series is designed with the most compact and economical pattern with lightweight and low torque for easy operation,and ratedup to 6000PSI (414BAR) @200° F.It has a high integrity metal to metal body bonnet seal suitable for high pressure use.

设计特征

*紧凑而轻便
*O型圈+四氟密封压力装置；阀杆操作时绝对无泄漏
*螺纹下的密封填料可以防止螺纹被流体介质所腐蚀
*两个流量口，有合适的流量方向。

Design Features

*Compact and lightweight.
*Pressure responsive PTFE packing seal arrangement; positive no slack stem action.
*Packing seal below actuating threads to prevent thread contamination by the process medium.
*Bi-directional flow,with preferred flow indicated.

*工作温度：-15℃至170℃
*入口密封按标准设置。
*可灵活更换的填料从而延长其使用寿命。
*所有主要元件的原材料都是可追溯的。
*100%通过静压测试。
*倒关密封延长填料寿命。
*所有材料性能结构都达到NACE MR-01-75最新版本要求。
*Temperature rating -15℃ to 170℃.
*Ingress seals fitted as standard.
*Flexible packing for replacement can extend field life further.
*Full material traceability of main components.
*100% Hydrostatic testing.
*Back sealing stem to extend packing life.
*Materials of contruction can be supplied to meet the requirements of NACE MR-01-75 latest revision.

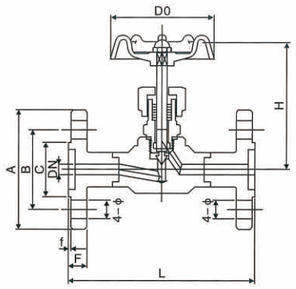

型号 ITEM NO.	公称通径 DN	A	B	C	F	N-φ	L	H	D0
J41W-1	DN10	90	60	41	14	4-φ14	130	90	60
J41W-2	DN15	95	65	46	14	4-φ14	132	90	60
J41W-3	DN20	105	75	56	16	4-φ14	150	105	80
J41W-4	DN25	115	85	65	16	4-φ14	150	120	100

针型阀.仪表阀系列
Needle valve instrument valve series



JJY1系列

这种紧凑且经济型的迷你系列针型阀是按照最高的标准生产的。设计扭矩低，即轻便又易于操作。压力高达6000PSI(414BAR)。其高精密度的金属阀盖与阀体密封以使它适合高压的工作要求。

JJY1SERIES

MN–1 series is designed with the most compact and economical pattern with lightweight and low torque for easy operation,and ratedup to 6000PSI (414BAR) @200° F.It has a high integrity metal to metal body bonnet seal suitable for high pressure use.

设计特征

*紧凑而轻便
*O型圈+四氟密封压力装置；阀杆操作时绝对无泄漏
*螺纹下的密封填料可以防止螺纹被流体介质所腐蚀
*两个流量口，有合适的流量方向。

Design Features

*Compact and lightweight.
*Pressure responsive PTFE packing seal arrangement; positive no slack stem action.
*Packing seal below actuating threads to prevent thread contamination by the process medium.
*Bi–directional flow,with preferred flow indicated.

*工作温度：–15℃至170℃
*入口密封按标准设置。
*可灵活更换的填料从而延长其使用寿命。
*所有主要元件的原材料都是可追溯的。
*100%通过静压测试。
*倒关密封延长填料寿命。
*所有材料性能结构都达到NACE MR–01–75最新版本要求。

*Temperature rating –15℃ to 170℃.
*Ingress seals fitted as standard.
*Flexible packing for replacement can extend field life further.
*Full material traceability of main components.
*100% Hydrostatic testing.
*Back sealing stem to extend packing life.
*Materials of contruction can be supplied to meet the requirements of NACE MR–01–75 latest revision.

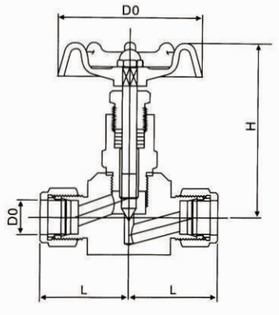

型号 Type	阀体 Body	接头 Tie–in	阀体 Valve Handle	螺帽 Screw nut	填料 Packing
J91H–64	20#	20#	2Cr13	20#	柔性石墨、四氟 Lesible graphite
J91W–64R	304SS	304SS	304SS	304SS	柔性石墨、四氟 Lesible graphite
J91W–64R	316SS	316SS	316SS	316SS	柔性石墨、四氟 Lesible graphite

针型阀.仪表阀系列
Needle valve instrument valve series



J24W系列

这种紧凑且经济型的迷你系列针型阀是按照最高的标准生产的。设计扭矩低，即轻便又易于操作。压力高达6000PSI(414BAR)。其高精密度的金属阀盖与阀体密封以使它适合高压的工作要求。

J24WSERIES

J23W series is designed with the most compact and economical pattern with lightweight and low torque for easy operation,and ratedup to 6000PSI (414BAR) @200° F.It has a high integrity metal to metal body bonnet seal suitable for high pressure use.

设计特征

*紧凑而轻便
*O型圈+四氟密封压力装置；阀杆操作时绝对无泄漏
*螺纹下的密封填料可以防止螺纹被流体介质所腐蚀
*两个流量口，有合适的流量方向。

Design Features

*Compact and lightweight.
*Pressure responsive PTFE packing seal arrangement; positive no slack stem action.
*Packing seal below actuating threads to prevent thread contamination by the process medium.
*Bi–directional flow,with preferred flow indicated.

*工作温度：–15℃至170℃
*入口密封按标准设置。
*可灵活更换的填料从而延长其使用寿命。
*所有主要元件的原材料都是可追溯的。
*100%通过静压测试。
*倒关密封延长填料寿命。
*所有材料性能结构都达到NACE MR–01–75最新版本要求。

*Temperature rating –15℃ to 170℃.
*Ingress seals fitted as standard.
*Flexible packing for replacement can extend field life further.
*Full material traceability of main components.
*100% Hydrostatic testing.
*Back sealing stem to extend packing life.
*Materials of contruction can be supplied to meet the requirements of NACE MR–01–75 latest revision.

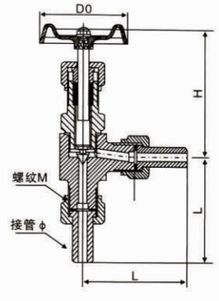

型号 ITEM NO.	公称通径 DN	M	ϕ	L1	L	H	D0
J23W–1	DN6	M20x1.5	ϕ14	70	70	96	63
J23W–2	DN10	M24x1.5	ϕ18	80	80	115	78
J23W–3	DN15	M30x2	ϕ22	90	90	122	100
J23W–4	DN20	M36x2	ϕ28	110	110	156	110
J23W–5	DN25	M39x2	ϕ33	115	115	170	140

电站阀系列
Power station valve series



J61-2高温高压电站截止阀系列

这种紧凑且经济型的迷你系列针型阀是按照最高的标准生产的。设计扭矩低，即轻便又易于操作。压力高达10000PSI(690BAR)。其高精密度的金属阀盖与阀体密封以使它适合高压的工作要求。

J61-2 High Temperature & High Pressure Power Station Globe Valve

J61-2 series is designed with the most compact and economical pattern with lightweight and low torque for easy operation,and ratedup to 10000PSI (690BAR) .It has a high integrity metal to metal body bonnet seal suitable for high pressure use.

设计特征

*紧凑而轻便
*紫铜垫+石墨密封压力装置；阀杆操作时绝对无泄漏
*螺纹下的密封填料可以防止螺纹被流体介质所腐蚀
*两个流量口，有合适的流量方向。

*工作温度：-15℃至700℃
*入口密封按标准设置。
*可灵活更换的填料从而延长其使用寿命。
*所有主要元件的原材料都是可追溯的。
*100%通过静压测试。
*倒关密封延长填料寿命。
*所有材料性能结构都达到NACE MR-01-75最新版本要求。

Design Features

*Compact and lightweight.
*Pressure responsive red copper gasket+graphite arrangement;positive no slack stem action.
*Packing seal below actuating threads to prevent thread contamination by the process medium.
*Bi-directional flow,with preferred flow indicated.

*Temperature rating -15℃ to 700℃.
*Ingress seals fitted as standard.
*Flexible packing for replacement can extend field life further.
*Full material traceability of main components.
*100% Hydrostatic testing.
*Back sealing stem to extend packing life.
*Materials of contruction can be supplied to meet the requirements of NACE MR-01-75 latest revision.

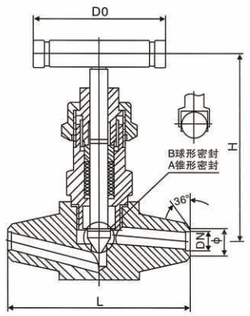

型号 ITEM NO.	公称通径 DN	ϕ	L	H	D0
J61-2-1	DN6	ϕ10	80	90	63
J61-2-2	DN10	ϕ14	96	100	78
J61-2-3	DN15	ϕ16	108	102	78
J61-2-4	DN20	ϕ20	117	128	100
J61-2-5	DN25	ϕ24	145	160	110

电站阀系列
Power station valve series



J61W-8高温高压电站截止阀系列

这种紧凑且经济型的迷你系列针型阀是按照最高的标准生产的。设计扭矩低，即轻便又易于操作。压力高达10000PSI(690BAR)。其高精密度的金属阀盖与阀体密封以使它适合高压的工作要求。

J61W-8 High Temperature & High Pressure Power Station Globe Valve

J61W-8 series is designed with the most compact and economical pattern with lightweight and low torque for easy operation,and ratedup to 10000PSI (690BAR) .It has a high integrity metal to metal body bonnet seal suitable for high pressure use.

设计特征

*紧凑而轻便
*紫铜垫+石墨密封压力装置；阀杆操作时绝对无泄漏
*螺纹下的密封填料可以防止螺纹被流体介质所腐蚀
*两个流量口，有合适的流量方向。

*工作温度：-15℃至700℃
*入口密封按标准设置。
*可灵活更换的填料从而延长其使用寿命。
*所有主要元件的原材料都是可追溯的。
*100%通过静压测试。
*倒关密封延长填料寿命。
*所有材料性能结构都达到NACE MR-01-75最新版本要求。

Design Features

*Compact and lightweight.
*Pressure responsive red copper gasket+graphite arrangement;positive no slack stem action.
*Packing seal below actuating threads to prevent thread contamination by the process medium.
*Bi-directional flow,with preferred flow indicated.

*Temperature rating -15℃ to 700℃.
*Ingress seals fitted as standard.
*Flexible packing for replacement can extend field life further.
*Full material traceability of main components.
*100% Hydrostatic testing.
*Back sealing stem to extend packing life.
*Materials of contruction can be supplied to meet the requirements of NACE MR-01-75 latest revision.

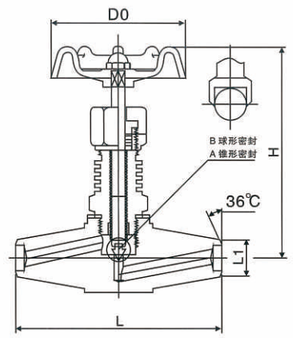

型号 ITEM NO.	公称通径 DN	L	H	D0
J61W-8-1	DN6	100	110	70
J61W-8-2	DN10	120	145	80
J61W-8-3	DN15	140	165	110
J61W-8-4	DN20	160	180	130
J61W-8-5	DN25	180	220	150

阀组系列
Valve Group Series



EF-4型 二阀组系列

该阀将切断，效准和排气三种装置集于一体结构小巧，减少了易漏接头。可供压力计，压力传感器或压力开关安置使用。

EF-4 Series 2 Valve Manifold

EF-4 2 valve manifold with compact and integral pattern, combining isolation,calibration with venting and can be mounted to pressure gauge,pressure transmitter and pressure switches.

设计特征

*紧凑而轻便
*增强四氟密封压力装置；阀杆操作时绝对无泄漏
*三个流量口，有合适的流量方向。

Design Features

*Compact and lightweight.
*Pressure responsive Viton packing seal arrangement; positive no slack stem action.
*Three flow ports,with preferred flow indicated.

*工作温度：PTFE≤200℃ 石墨≤570℃
*入口密封按标准设置。
*可灵活更换填料从而延长其使用寿命。
*所有主要元件的原材料都是可追溯的。
*100%通过静压1000PSI氮气测试。
*倒关密封延长填料寿命。
*所有材料性能结构都达到NACE MR-01-75最新版本要求。
*Temperature rating up to 200℃ with PTFE packing,up to 570℃ with graphite packing.
*Ingress seals fitted as standard.
*Flexible packing for replacement can extend field life further.
*Full material traceability of main components.
*100% Hydrostatic 1000PSI Nitregon testing.
*Back sealing stem to extend packing life.
*Materials of contriction can be supplied to meet the requirements of NACE MR-01-75 latest revision.

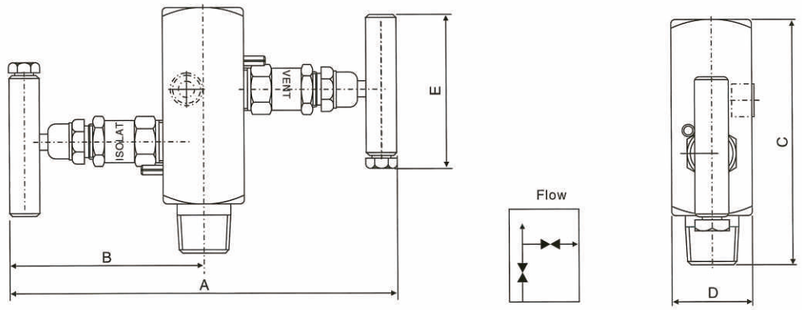

ITEM NO.	Connections Size	A	B	C	D	E	Cv	Weight (Kgs)
EF-4N2	1/4"M*FNPT*1/4NPT	148	74	85	28	57	1.2	1.28
EF-4N2-F	1/4"F*FNPT*1/4NPT	148	74	85	28	57	1.2	1.48
EF-4N4	1/2"M*FNPT*1/4NPT	152	76	95	32	57	1.7	1.14
EF-4N4-F	1/2"F*FNPT*1/4NPT	152	76	95	32	57	1.7	1.34

材料(Material)：ASTM A105
ASTM A182 F316/F316L

阀组系列
Valve Group Series



QFF3型 三阀组

QFF3-2*4型三阀组适用于美国罗斯蒙特公司的1151系列电容差压变送器产品。其作用是从引压点将信号引入1151系列差压变送器正.负测量室，使引压点与测量室接通或断开，为1151电容变送器不可缺少的配件。

QFF3 Series 3 Valve Manifold

QFF3-2*4 3 valve manifolds is designed for Rosemount Transmitter Model 1151.The unit introduces signals to the positive-negative measurement room of differential pressure transmitter for connection or shutoff between pressure point and measurement room.It is an indispensable part for 1151 capacitance transmitter.

设计特征

*紧凑而轻便
*增强四氟密封压力装置；阀杆操作时绝对无泄漏
*两个流量口，有合适的流量方向。

Design Features

*Compact and lightweight.
*Pressure responsive Viton packing seal arrangement; positive no slack stem action.
*Bi-directional flow,with preferred flow indicated.

*工作温度：PTFE≤200℃
*入口密封按标准设置。
*可灵活更换的填料从而延长其使用寿命。
*所有主要元件的原材料都是可追溯的。
*100%通过静压1000PSI氮气测试。
*所有材料性能结构都达到NACE MR-01-75最新版本要求。
*Temperature rating up to 200℃ with PTFE packing.
*Ingress seals fitted as standard.
*Flexible packing for replacement can extend field life further.
*Full material traceability of main components.
*100% Hydrostatic 1000PSI Nitrogen testing .
*Materials of contruction can be supplied to meet the requirements of NACE MR-01-75 latest revision.

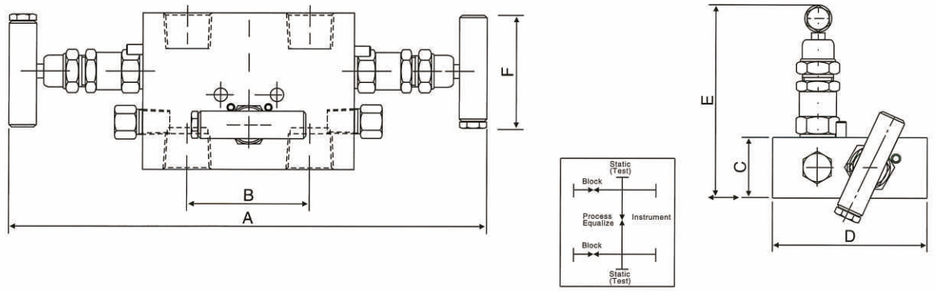

ITEM NO.	Connections Size	A	B	C	D	E	F	Cv	Weight (Kgs)
QFF3-2	1/4"F*FNPT	220	54	31.8	73	93	57	0.8	1.65
QFF3-4	1/2"F*FNPT	220	54	31.8	73	93	57	0.8	1.45

材料(Material)：ASTM A105 ASTM A182 F304 F316 F316L